



Nursery & Garden Industry
Queensland

*A Guide for Gardeners in
Queensland Darling Downs*



grow me™



instead



**The Nursery Industry -
Protecting Our Environment**



**Nursery & Garden Industry
Australia**



1. Contents
2. Acknowledgements
3. Introduction from the Ministers
4. Introduction
5. What is Grow Me Instead?
6. Establishing the criteria for Grow Me Instead
7. What you can do!
8. Controlling weeds
9. The invasive plants and their alternatives
 - Trees and Shrubs
 - Climbing and Ground Cover Plants
 - Berried Plants
 - Grasses
 - Bulbous Plants
 - Succulent Plants
 - Aquatic Plants
10. Invasive plant index
11. Further information and additional resources

2) Acknowledgements

- The original Queensland Grow Me Instead project was completed by NGIQ through funding from the Australian Government's Caring for our Country.



CARING
FOR
OUR
COUNTRY

Australian Government NRM Team
GPO Box 787
Canberra ACT 2601 Australia
Ph 1 800 552008 (Toll Free)
Web www.nrm.gov.au

- NGIQ acknowledge the generous contribution made by Queensland Murray Darling Committee (QMDC) in producing information for the Darling Downs bioregion.
- Special thanks go to Grow Me Instead project coordinator Barry Naylor (NGIQ) and project manager John McDonald (Nursery Industry Development Manager NGIQ).
- The Nursery and Garden Industry Queensland would like to acknowledge the people who generously contributed their time and expertise and who provided a wealth of information towards the establishment of Grow Me Instead Darling Downs. Special thanks go to the members of the Darling Downs Grow Me Instead Reference Group;

Damian Cumming

Pedro Hodgson

Craig Hunter

Peter MacQueen

Sandy Martin

Rachel McFadyen

Meredith Richters

Craig Rosenthal

Brian Sams

Kate Steel

Renee Stephenson

Malcom Sypher

Ausplant Nursery

Biosecurity Queensland

QMDC

Southern Queensland Institute of TAFE

Martin Garden Concepts

Weed Society of Queensland

True Blue Garden Centre

Toowoomba Regional Council

Southern Queensland Institute of TAFE

QMDC

QMDC

Hirstglen Nursery

- The many people and organisations who contributed photographs used in this website.

QUEENSLAND
MURRAY-
DARLING
COMMITTEE



Funded by:



CARING
FOR
OUR
COUNTRY



Nursery & Garden Industry
Queensland

The nursery and gardening industry has joined with the Australian Government in the fight against invasive garden plants. In championing this initiative, Nursery and Gardening Industry Australia (NGIA) is taking a significant step forward in tackling one of the nation's most serious environmental problems – the spread of weeds.

The Grow Me Instead campaign is a great industry-driven initiative providing relevant local information to nursery operators and gardeners about plants which are potential weeds in their area and less invasive plants for gardeners to use.

This cooperation between the horticulture and nursery industries, the Australian Government and weed management bodies will help ensure horticulturists and gardeners receive the information they need to combat the spread of weeds.

It is estimated that weeds cost the Australian agricultural industry around \$4 billion a year. The real cost of weeds to the environment is difficult to calculate, however it is likely to be at least equal to the cost to agriculture.

Of the almost 3000 introduced plant species now known to be established in the Australian environment, 65% are 'escaped' garden plants. An important step in preventing the spread of weeds is public education to help change attitudes and behaviours that contribute to the weed problem.

The Government is committed to investing in initiatives that have real on-ground benefits for the environment and for industry. We commend this initiative to you.

The Hon Peter Garrett AM MP

Minister for the Environment, Water, Heritage and the Arts

The Hon Tony Burke MP

Minister for Agriculture, Fisheries and Forestry

4) Introduction

The Nursery and Garden Industry in Australia employs about 45,000 people in some 22,000 businesses across the country. For many years the Industry has been conscious of their environmental responsibilities and they have been proactive in furthering educational programs, including those concerning invasive garden plants. Garden escapes are not a new issue: weeds have been around since the first settlers brought along reminders of 'home' to help them settle into a new and strange land. How strange the Australian landscape must have seemed then, and how natural it would have been for the settlers to want only the tried and true familiar garden plants of the British Isles. Despite the difficulties of creating a garden in the Antipodes, it took many years for the average Australian to appreciate the native flora of this great land.

Then, there were the early 'acclimatisation societies' who thought it a good idea to introduce plants and animals from the old country and also to spread Australian native plants from state to state.

Although great damage to the environment has occurred as a result of these indiscriminate introductions, this has not been solely the fault of the horticultural industry: certainly other industries have contributed. Graziers have imported new grasses and fodder crops and there were 'accidental' imports that came about unwittingly through inappropriate packaging, movement of plant and machinery, as seed in fodder and in ships' ballast.

However, the weed issue and who is actually responsible should not become a 'blame game'. Together we must seek to repair what damage we can and to work together as a community to prevent similar damage occurring in the future.

The Nursery & Garden Industry is actively participating in lessening the availability of invasive plants in Australia by preventing their production and sale. The Industry has recently established a greater understanding and cooperation with both State and Federal Governments, culminating in this important 'Grow Me Instead' booklet.

Greater awareness and education of the home gardener is a major part of the answer to this problem. By using the information in the 'Grow Me Instead' booklet as a guide and consulting with your local garden centre or plant nursery, you can help to minimise garden escapes and create a better environmental future for following generations of gardeners.

The original 'Grow Me Instead' booklet developed by the Nursery & Garden Industry NSW & ACT (NGINA) has now been extended as a national program by the Nursery & Garden Industry Australia (NGIA), in partnership with the Federal Government, to reduce the numbers and impact of invasive plants in Australia.

'An environmentally invasive plant' is just another term for a weed. Quite simply, a weed is any plant that poses a threat to the environment, adversely impacts human or animal health, or causes crop or stock losses. For most gardeners, many of the characteristics we most desire in garden plants are the same as those that make them weedy: i.e. plants that are fast growing and disease resilient and those which reproduce easily by the distribution of seeds or plant parts.

A modern definition of a weed is "a plant that requires some form of action to reduce its effect on the economy, the environment, human health and amenity".

Many of the plants that are now considered to be 'environmental weeds' were introduced by early settlers, or by gardeners and farmers who had little or no knowledge of their future impact on the native environment. It is only in recent years that this threat has become apparent.

Weediness is not confined to introductions from overseas. Some Australian native plants introduced from other regions may impact adversely on the natural environment. Non-indigenous (i.e. not local) species may invade and displace species natural to that area or they may cross pollinate to produce new species which may in time alter regional biodiversity. Cootamundra Wattle (*Acacia baileyana*) is a good example of the former, while many eucalypts are known to interbreed.

Introduced species may sometimes be controlled in a foreign climate by various vectors such as small animals, insects, diseases or climatic conditions such as frost, thus reducing potential invasiveness.

To gardeners, farmers or botanists, the term 'weed' may mean different things. Pasture weeds reduce the productivity of agricultural land and may also have negative effects on human and animal health. Environmental weeds cause various problems in natural areas and ecosystems and the cost of control for both farmers and government is estimated at billions of dollars per annum.

The purpose of this Grow Me Instead booklet...

is to identify common garden plants that have now become environmental weeds in your local area, and to suggest better, alternative plants that benefit garden diversity while lessening their potential to become weeds of the future.

Apart from nurseries, garden centres or the resources of the local botanic gardens, valuable information may be provided by the Natural Resource Management Boards or you may wish to check out their websites. Here you will find lists of declared weeds for the local area and contact details should you need further information regarding invasive plant identification and approved methods of disposal.

It is important to reduce the spread of environmental weeds because...

better and more effective management of invasive plants will help to reduce the high cost of chemical control, and to reduce the amount of time and energy lost in management of weeds in productive land for food crops, grazing land, cut flowers and forestry. Weed management in public spaces and on natural heritage land is costly, laborious and at times seems overwhelming.

Invasive plants are defined and grouped as follows.

- 1. Noxious weeds** - are those legally declared as noxious plants by the various State or Territory Governments. The declaration of noxious weeds will vary from state to state and from region to region within a state. In general, most state legislation will say that declared noxious plants cannot be grown, sold or transported or transposed, and removal is required.
- 2. Weeds of National Significance ('WoNS')** - are some of the most significant weeds in Australia. All WoNS have been declared illegal for sale in each state of Australia.
- 3. Environmental weeds** - plants that are or have the potential to impact the natural environment by destroying habitat or over-running indigenous species and altering local biodiversity. Many of our worst environmental weeds are garden escapes.
- 4. Agricultural & Horticultural weeds** - are those plants that have a negative effect on crop or animal production. This may be through the infiltration of weed seed in grain crops, burrs in wool production or weeds which make animals sick or cause death. In the horticultural industry, weeds within cut flower, fruit and vegetable crops can harbour pests and diseases which reduce productivity.

It has been very important to establish a set of consistent criteria which could be adhered to across all regions and states.

A) The Invasive Plants

The Nursery & Garden Industry Queensland, in consultation with its members, State and Local Governments and a wide range of interested stakeholders has developed a list of 30 invasive garden plants. There are several weed lists in existence provided by a variety of environmental and conservation organisations that often include species which are problems only in their local area. As such, including all garden escapes in a national list was considered inappropriate. Therefore, the 'weediness' criteria for inclusion in 'Grow Me Instead' were determined as follows.

1. The plant must be shown to be invasive across more than one area or part of the bioregion.
2. It can be either an Australian native or imported (exotic) species.
3. The plant must be shown to or have potential to damage the environment, human or animal health or create stock or crop losses.
4. The plant must be proven to have naturalised in bushland to the detriment of the natural environment.

This 'Grow Me Instead' list is not definitive for each area or region of Queensland. There may be other problem plants in your locality, most of these being included in lists prepared by your local government or other relevant organisation. In addition to the plants listed in 'Grow Me Instead', you should also be aware of your local problem plants.

B) The Alternatives

Not all of the alternatives would be suitable across the broad range of soils and climates of Queensland. Therefore, consideration of these differences and adaptation to your local area or region will be necessary.

For this booklet to be of benefit in helping you select 'good' garden plants, it should be used as a guide to plant selection. In addition to the listed alternatives, there will be many other plant selections available to you at your local nursery or garden centre. Together with their help, expertise and guidance, you needn't have any fear that your garden will become an environmental hazard in the future.

Selection criteria for the 'non-weedy plants' included:

- Must be recognised as **non-invasive**.
- Must be readily available to the gardening public.
- Must be reliable garden plants.

We have endeavoured to recommend at least one Australian native plant alternative for all of the invasive species listed in the booklet.

The role of the nursery industry

In more recent years, the Nursery & Garden Industry has been environmentally responsible by encouraging the production of non-invasive plants that do not require copious amounts of reticulated water, fertiliser or other chemicals to thrive in the garden.

The Nursery & Garden Industry in Australia instigates accreditation programs among its members, and it continually strives to establish standards of excellence in plant production in order to provide trustworthy products.

The Nursery & Garden Industry provides information not only through publications such as the 'Grow Me Instead' booklet, but also through its education programs. Many educational and self-help programs are also offered by local nursery or garden centres.

Your **local** nursery or garden centre can assist you by:

- Helping with identification of suspected 'weedy' plants;
- Providing information concerning local invasive plants;
- Offering alternatives and environmentally friendly plants;
- Providing information concerning good weed management, disposal of unwanted plant material, further preventing the spread in your garden and neighbourhood.

On a broader scale the Nursery & Garden Industry can assist by:

- Increasing public awareness through education programs;
- Promoting the sale of superior, alternative plants thereby reducing the number of invasive plants grown and sold;
- Working with government, with research organisations, the media and other key stakeholders to help reduce the distribution and sale of undesirable plants.



7) What you can do!

By checking the plants in your garden with the help of the 'Grow Me Instead' booklet you may identify plants you should replace, while at the same time find others you may enjoy growing more!

Your **local** nursery or garden centre plant specialists will have additional suggestions of plants proven to be successful in your area. Plants purchased in another region, no matter how lovely they are, may not always prove hardy in yours. Furthermore, by purchasing plants from another region you may unwittingly introduce another environmental weed!

It is also a good idea to consider your garden setting and to then make a list of the plants to fill your specific house and garden needs. For example, aspects of the house exposed to hot western sun will benefit from a deciduous tree to provide summer shade and will allow penetration of winter sun, while privacy from neighbours can be provided by carefully chosen hedging plants. Or you may simply want to create beds or borders of colourful flowers and dramatic foliage to enhance your home décor. All of these wishes and needs are valid and they will vary between gardeners.

Garden plants provide many useful purposes, and in time they will become an integral part of your environment, chosen to suit the architecture of both your home and your personal lifestyle. Good garden cultivation is your contribution to establishing a special microclimate and will help to protect and preserve the local environment.

In recent times, many new plant varieties have been introduced through modern production methods and the work of plant breeders, resulting in plants which are attractive and hardy but which are non-invasive. These may be plants which are sterile or rarely produce seed. Many new varieties have low water needs or are tolerant of the air pollution found in the urban environment. In this way the Nursery Industry is contributing to the elimination of damaging or invasive species.

Purchasing plants from markets and other sources such as 'car boot sales', as well as plant swapping and trading between friends may also result in inadvertent movement of declared or noxious weeds.

Are you creating a weed problem in your area?

Are your garden plants 'jumping the fence'? Garden escapes are said to be one of the main sources of environmental weeds. Homeowners have a responsibility to protect natural resources.

Here are some simple ways to enjoy gardening without creating problems outside the garden fence.

- Recognise and remove plants known to be 'weedy' and destroy them responsibly, according to local Natural Resource Management Board or council.
- Replace problem plants with non-invasive alternatives, as suggested by the 'Grow Me Instead' booklet or by your local nursery or garden centre. They will help identify any suspect invasive plants.
- When purchasing new plants for the garden read labels to establish good characteristics such as drought tolerance and non-weedy habit.
- Good gardening practices include removal of spent flowers that can set seed within your garden or spread to bushland.
- Do not dump green garden waste in neighbouring or public space as many plants can regenerate to become a nuisance.
- Do not dump spent cut flowers into the garden or on to adjoining property. Florists often use seed heads, vines and other plant parts that may establish in your garden.
- Never tip the water or plants from your aquarium into ponds, rivers or waterways. There are numerous, serious aquatic plants threatening rivers and waterways because of the thoughtless actions of some people.
- There are many good sources of information in regard to weeds and their control. See the back cover for a list.
- Think global – act local. Consider plants local to your area. Your local council or shire will be able to provide a list of indigenous plants for your garden.
- Encourage friends and neighbours to become involved as custodians of their environment by following the same guidelines.



Native plants or imported species?

One of the most commonly asked questions at nurseries and garden centres is whether one should use native or exotic plants in the garden. There has long been discussion about this in gardening circles, and more recently the topic of using only locally indigenous or local area natives has become topical. The primary concern of most horticulturists is that gardeners should know the difference so that they may make informed choices.

Natives are, as the name suggests, those plants that occur naturally within Australia. Quite properly, they should be referred to as Australian native plants. Grevilleas, Eucalypts and Acacias are all examples. Of course, Australia is a big continent, so what is native to one area or region, may be very different to those found in another. Think for example, of native plants from the dry soils of Western Australia and compare them to the tropical rainforest plants native to Queensland – all Australian natives – but very different plants, with different growing requirements.

In recent years, plant breeders have hybridised many or been able to choose better or 'select' forms that have been sourced from plants growing naturally in the wild. Both hybrids and select forms will have improved characteristics to the parent species. It may be they flower more often or earlier in the season, they may produce better fruit, be disease resistant or they may have a longer life span.

Imported or so called 'exotic' plants are those originating elsewhere, not necessarily the 'exotic tropics' as some people may think.

Indigenous plants are plants that grow naturally in your local area. They are naturally occurring plants of the region and can be seen in local parklands, as remnant plants on roadsides or riverbanks and in local bushland.

Some Australian native plants become 'naturalised' or take over in an area where they would not normally occur such as Cootamundra Wattle (*Acacia baileyana*), Bluebell Creeper (*Billardiera heterophylla*) and Sweet Pittosporum (*Pittosporum undulatum*).

Of concern to some conservationists and indigenous plant enthusiasts is the possibility that some introductions may interbreed with local or indigenous plants, thus impacting on the local gene pool.

Most invasive plants are imported or introduced plants. One needs to be informed about these plant species which are the basis of the 'Grow Me Instead' program. However, it is fact that there are a far greater number of well behaved, imported garden plants that are not invasive.

Working on the known statistic that 27,000 plants have been imported into Australia and some 2,700 of these are listed as environmental weeds, it is estimated that approximately 10% of the imported plants in our gardens are invasive.

In modern horticulture, plants are bred, developed or selected for desirable traits such as hardiness, drought tolerance, long flowering season, larger flowers or fruits, their disease resistance and general appeal.

Of primary importance in selecting plant material for your garden is sourcing accurate information about the plant. We suggest that you ask for advice at your local nursery or garden centre.

Consult your local council or Natural Resource Management Board if still in doubt!

Australian native plants have greater appeal today than in the past; they generally grow better because of the improvements made in their selection.

Indigenous species should be grown from seed sourced locally to be of best benefit in your locality.

Australian gardens today have become an eclectic mix of both native and imported plants, and can be complimentary to one another. Choosing one or the other is not the question; ultimately it is the gardeners choice!

Any plant should be acceptable to the Australian gardener so long as it is non-invasive and does not require copious amounts of water, fertilisers and other chemicals to survive.



8) Controlling weeds

Using herbicides

Many of the weed control techniques suggested on this and the following pages involve the use of herbicides. Herbicides are poisons, and should be handled with the greatest respect. They can be absorbed very easily through the skin, by breathing the vapours, and by ingestion (eating or drinking).

By law, herbicides must be used strictly in accordance with the manufacturer's label. They should be kept well out of the reach of children, preferably secured in a locked cabinet. They should always be stored in the original labelled container.

USE OF HERBICIDE: SAFETY PRECAUTIONS

- Read the label before opening the container and follow the instructions.
- Wear protective clothing: long sleeves, long pants, sturdy shoes, gloves, eye protection.
- Always wear waterproof gloves. A respirator is advised when mixing or pouring the liquid.
- Do not eat, drink or smoke while using herbicide. Keep children and pets away.
- Wash skin and equipment afterwards. Wash contaminated clothing separately.
- Clean up any spills with large amounts of water; shovel up contaminated soil, dispose of it at the tip.



Bushcare Officers take no risks

Types of herbicide

There are two widely used herbicides licensed for use at home: Glyphosate, sold under various trade names, including Roundup® and Zero® (which have different concentrations), and Triclopyr, sold as Tree, Blackberry and Woody Weed Killer (etc.).

How herbicides work

Glyphosate is a systemic, non-selective herbicide. It inhibits the action of an enzyme, preventing the production of an amino acid essential to plant life and growth. It must be applied to green leaves, or directly to the plant's sapwood, which lies under the bark.

Triclopyr is a selective systemic herbicide for woody and broadleaf plants. It is a growth inhibitor which moves to the plant's roots, stops growth, and eventually leads to the death of the plant. Triclopyr can be applied to green leaves and to bark.

Herbicides, waterways and steep land

Some of the chemicals which are added to herbicides are not safe to use near waterways. They have the potential to seriously affect the quality of aquatic ecosystems. If you need to remove weeds, particularly trees, within 20 m of any kind of watercourse, even a drain that runs only when it is raining, you should seek advice and assistance from your local council's environmental management department or Natural Resource Management Board.

Control of woody weeds

CUT AND PAINT


Suitable for small to medium sized woody shrubs up to 10 cm in diameter (or larger if using a chain saw). See below for trees.

- Clear around the base of the plant.
- Cut the stem horizontally as close to the ground as possible, using secateurs, loppers, or a saw. Make sure there is no soil on the cut.
- Apply herbicide to the cut stem immediately. Squeeze, not squirt if using an applicator.
- Ensure there is no runoff of poison.
- Use as little herbicide as possible.

Clear ground and cut low: loppers & secateurs give the cleanest cut.



Apply the herbicide within seconds of cutting.



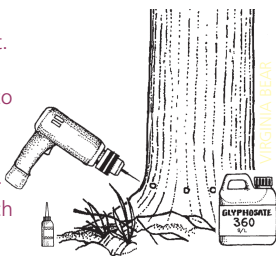
TIPS

- Make cuts horizontal to prevent herbicide from running off the stump. Sharp angled cuts are hazardous.
- Apply herbicide immediately after cutting - within a few seconds, before plant cells close and translocation of herbicide ceases.
- If plants resprout, cut and paint the shoots after sufficient regrowth has occurred.
- Stem scraping can be very effective on certain woody weeds, e.g. Japanese Honeysuckle, Blackberry, vines and rhizomatous plants.

STEM INJECTION

A method for weedy trees and large shrubs

- Use a cordless drill (9 mm bit), hammer and chisel, or brace and bit.
- Below any branches, drill or chisel holes round the base of the tree, into the sapwood, angled down at 45°, and at 5 cm intervals.
- Make the holes about 40 mm deep.
- Within a few seconds of drilling each hole, fill it with herbicide.
- Use this method only when falling branches, as the tree dies, will not be a safety hazard.





HAND REMOVAL OF WEEDS

Suitable for seedlings, herbaceous weeds, many grass species.

- Before starting work, remove and bag seeds and fruit, and place in bin.
- If the weed has a tap root, push a narrow trowel or long knife deep into the ground beside the root. Loosen the soil. Work round the root and then work the plant out gently.
- Many plants which will not regrow from their roots (e.g. many grasses) can be crowned: see diagram to the right. Hold leaves and stems together, and use a knife to cut through all the roots below the 'crown'.
- Plants with bulbs, corms or tubers (e.g. *Watsonia*) may need deep digging to ensure complete removal. Bag bulbs, corms and tubers and send to the tip; do not compost.



crowning

STEM & LEAF WIPING

This method is suitable for plants with bulbs, tubers, corms or rhizomes, e.g. *Watsonia*.

- Remove and bag any seed or fruit.
- Using a weed wiper, start at the base and wipe all the stems and/or leaves with a dilute mix of herbicide.
- If leaves have soil on them, wipers must be regularly washed out.



leaf wiping

Take great care when wiping: do not allow the herbicide to touch your skin or to run off into the soil, or to get on a non-target plant.

There are many control methods which are specific to certain weeds – e.g. large infestations where spraying, or covering to exclude light may be options. Contact your local nursery for up to date techniques.

WHEN TO TREAT WITH HERBICIDE


- Apply herbicide when the plant is actively growing.
- Do not apply herbicide when the plant is under stress: extreme heat or cold, drought, waterlogging, or disease.
- Choose early morning or late afternoon in summer.
- Do not apply when wet or windy weather is anticipated.
- Treat deciduous plants in late spring or summer, when in full leaf.

Control of ground covers, vines & scramblers

SCRAPE AND PAINT

This method is suitable for vines and scramblers with woody stems.

- Using a knife, and starting from the base, scrape 20 to 100 cm of leafy stem to expose the sapwood below the bark.
- Within seconds, apply herbicide to the scraped area.



scrape and paint

TIPS

- Do not ringbark the stem: scrape about one third of the diameter.
- Stems larger than 1 cm in diameter can be scraped on both sides.
- Vine curtains can be cut at chest level, then again at about 30 cm. Scrape or cut and paint these stumps.
- Blackberry can be cut back to 1 m if there are plenty of leaves; then scrape and paint the cut stems.
- Pulling vines (especially twiners) out of trees and shrubs may do a lot of damage. They can be left hanging to die.

By Law

Herbicides must be used according to the label, or according to Australian Pesticides and Veterinary Medicines Authority (APVMA) permits. If the plant on which you wish to use the herbicide is not named on the label, contact APVMA for permit information (www.apvma.gov.au).

THE DIG OPTION

On previous pages you will find advice on using herbicides to control weedy plants: often this causes minimal disturbance and less germination of seedlings.

However, if you have the energy and want to minimise herbicide use, you can often take the dig option, making absolutely sure that you remove all the parts of the plant from which it can regrow.

TIPS

- Seedlings and small plants may be pulled by hand when the soil is moist.
- Try to stagger weed removal. Large areas of exposed soil are an open invitation to weed invasion and erosion, carrying weed seed into the bush.
- Mulch bare soil, and stabilise it by planting bush-friendly plants into it as soon as possible.



Trees & Shrubs



Cootamundra Wattle

Acacia baileyana




Photo: Lorna Rose

This very popular garden wattle with fine, silvery-grey feathery foliage and masses of soft balls of golden flowers is an Australian native plant now invasive outside its natural region.

Seeds spread by ants and humans rapidly germinate. There is a high danger it will cross pollinate with the already endangered Downy Wattle (*Acacia pubescens*), putting it at further risk of extinction.

HOW IT SPREADS

- It produce masses of seed pods that ripen on the tree and disperse with the help of birds, ants and small native mammals.
- These seeds have a high rate of germination especially after a bush fire.



Fringed Wattle

Acacia fimbriata



Photo: Lorna Rose

Bushy 7m tree with fine, dark green leaves, bronze tips in spring and perfumed, pale lemon to golden flower balls. Suits a variety of soils with good drainage.

10) The invasive plants and their alternatives'



Zig Zag Wattle

Acacia macradenia



Photo: immij floramedia

This is a beautiful large pendulous shrub which grows to 6m in height. It has interesting branches that form a 'zigzag' pattern and hold large lanceolate phyllodes (modified stems that look like leaves). The plant is covered in masses of small yellow ball type flowers in late winter to spring. This Acacia is tolerant of dry conditions but frost tender.



Snow In Summer

Melaleuca linariifolia



Photo: Norwood

A medium growing Australian native tree often reaches 10m in height. Prefers a site with good moisture and makes a very effective screen. The highlight is when the plant comes into flower late spring to summer. It is covered in masses of white fluffy flowers in cylindrical spikes. This tree makes a truly spectacular addition to any garden.

Other superior selections include;

- *Melaleuca bracteata* – Golden River Tea Tree 'Revolution Gold'
- *Eucalyptus torquata* – Coral Gum

Ask your local retailer for more superior selections



Indian Sirus

Albizia lebbek



Photo: Christopher Gardiner

Large spreading tree to 20m with bipinnate leaves and often a broad flat crown. In Spring the tree is covered with a spectacular cover of cream 'powder-puff' flowers which are followed by elongated and flattened papery pods that can hang on the tree for several months.

HOW IT SPREADS

- The seed is produced in large quantities and has a high rate of germination.
- The seed is dispersed by wind and water.



Leichhardt Bean

Cassia brewsteri



Photo: Norwood

Spectacular Australian native tree growing to a height of 10m. Flowers are yellow and red and pea shaped. They occur in profuse pendant heads and cover the tree making it difficult to see the foliage.



Leopard Tree

Caesalpinia ferrea



Photo: immij floramedia

This is a beautiful tree growing to 12m in height. It has elegant limbs with dappled cream and grey bark forming an erect multi-stemmed trunk. The foliage is graceful and fern like, forming an umbrella shaped crown. It has yellow flowers borne on short erect spikes in late summer to autumn. Whilst sometimes considered evergreen, it can lose much of its foliage during winter.



White Bauhinia

Lysiphyllum hookeri



Photo: Ann McHugh

Medium shrub to small growing tree, variable in height growing 5-8m. It has lobed Bauhinia type silvery grey leaves resembling butterflies. It loses most of the foliage just before beautiful white orchid like flowers appear in spring to summer.

Other superior selections include;

- *Albizia julibrissin* 'Rosea' – Silk Tree
- *Hibiscus tiliaceus* Syn. *Taliparti tiliaceum* – Cotton Tree

Ask your local retailer for more superior selections



Garden Asparagus

Asparagus officinalis




Photo: Sheldon Navie

A frost hardy perennial grown in many vegetable gardens. If the emerging edible spear is left unharvested it can expand into a multi-branched dense shrub eventually bearing berries which germinate readily. Responsible cultivation of this plant is necessary to avoid it becoming an invasive threat. If the plant cannot be harvested regularly it should be removed.

HOW IT SPREADS

- The plant quickly moves beyond being an edible vegetable and becomes a thick rambling mass of foliage that can produce plentiful berries similar to other invasive *Asparagus* species.
- Plants must have this foliage removed prior to the berries becoming ripe; otherwise it is recommended that the plant be removed altogether.



Rough Maidenhair Fern

Adiantum hispidulum



Photo: immij floramedia

Glossy green fan shaped fronds emerge from dark brown stems to 30cm high forming a tuft. New foliage is pink. This fern prefers a moist situation and protection from full sun for best results.



Curry Plant

Helichrysum angustifolium Syn.
Helichrysum litoreum



Photo: Norwood Industries

Attractive silver foliaged perennial forming a neat clump to 60cm. This small shrub has downy silver grey leaves that have a distinct curry-like aroma. This plant makes a fantastic addition to the garden with its vivid contrasting foliage. The tender new leaves have been used to flavour a range of foods including salads.



Rhubarb

Rheum rhabarbarum



Photo: immij floramedia

This is a lush herbaceous perennial plant growing from short, thick rhizomes. They have large triangular-shaped leaves with long fleshy reddish petioles. The leaves are toxic however various parts of the plant have a range of medicinal uses. Fresh raw stalks have a strong tart taste; most commonly the plant's stalks are cooked and used in pies and other foods for their tart flavour.

Other superior selections include;

- *Rungia klossii* – Mushroom Plant
- *Petroselinum crispum* – Curly Parsley

Ask your local retailer for more superior selections



Pink Periwinkle

Catharanthus roseus



Photo: Sheldon Navie

Shrubby perennial growing to 60cm with dark green smooth edged foliage.

Masses of rose pink flowers with dark red centre cover the plant throughout the warmer months.

The plant produces an abundance of seeds which germinate readily.

Can tolerate a wide range of growing conditions.

HOW IT SPREADS

- The seeds can be spread by water (and wind over short distances). The seedlings can germinate along edges of gardens and even cracks in concrete.
- The plant can also be spread through the dumping of garden waste.



Cut Leaf Daisy

Brachyscome multifida and cultivars



Photo: immij floramedia

These delightful Australian perennials come in a range of colours such as yellow, pink, mauve, pale and deep blue and appear from late winter to autumn.

With their delicate flowers and soft feathery foliage, cut leaf daisies are surprisingly hardy and are an excellent feature in a water-wise garden.

They thrive in full-sun and will tolerate frost.



Native Sarsaparillas

Hardenbegia violacea cultivars



Photo: immij floramedia

A popular and generally hardy groundcover plant. Violet-Lilac pea shaped flowers cover the plant in winter and spring. Many new cultivars have been developed with white and pink flowers as well as different growth habits, some forming neat, rounded, low growing bushes.



Candytuft

Iberis 'Fairy Dwarf Mixed'



Photo: immij floramedia

An extremely showy plant which forms a neat clump 20cm to 30cm. Mid-green foliage is hardly noticeable under a mass of either white, pink or red flowers in clusters. The flowers appear in spectacular abundance during spring.

Other superior selections include;

- *Lampranthus* species – Pigface
- *Austromyrtus dulcis* – Midyim

Ask your local retailer for more superior selections



Coreopsis

Coreopsis lanceolata



Photo: Norwood Industries

This attractive perennial forms tufts of leafy stems to 60cm in height.

It is extremely floriferous and is covered in golden yellow daisy like flowers in spring and summer.

It produces masses of freely germinating seeds and is an environmental weed even in areas with poor quality soil.

HOW IT SPREADS

- The plant produces an abundance of seed which freely germinates ensuring this short lived plant can maintain a weedy population, often from an initial single escaped plant.
- This plant should not be grown in areas where it can escape the garden and establish in nearby natural areas.
- Ensure effective disposal of garden waste.



Golden Everlasting Daisy

Xerochrysum bracteatum




Photo: immij floramedia

This Australian annual or shortlived perennial, varies in habit from prostrate to a shrubby plant of about 1 m in height.

The leaves are grey-green in colour and the deep golden flower heads are borne from spring through to late winter.

The individual flowers are formed into a large cluster surrounded by large papery bracts.

The Golden Everlasting Daisy has been cultivated for many years and a number of improved forms have been selected for cultivation.



Day Lilies

Hemerocallis species and hybrids



Photo: Lorna Rose

Showy strap leaved perennial forming dense clumps, with the most dazzling array of flower colours.

Whilst flowers are short lived their prolific production ensures a constant cover of cream, yellow, pink, orange, red and even burgundy blooms.

There are many new cultivars to choose from, bearing single or double flowers.



Perennial Statice

Limonium perezii



Photo: immij floramedia

An attractive perennial shrub that forms a clump to 60cm. The leaves are glossy and the plant produces leafless flower stalks to 60cm in late spring and summer.

The flowers are small and white and surrounded by the mauve to purple calyces that the plant is known for.

The stems are often used for cut flowers as the purple calyces last a considerable time.

Other superior selections include;

- *Rudbeckia gloriosa* Syn. – Marmalade Daisy
Rudbeckia fulgida var. *speciosa*
- *Echinacea purpurea* – Echinacea

Ask your local retailer for more superior selections



Cadaghi

Corymbia torelliana
(formerly *Eucalyptus torelliana*)



Photo: Sheldon Navie

This Australian native from the rainforest fringes of far north Queensland has become invasive outside its original range.

Growing to a height of 30m it has rounded foliage and a smooth green trunk with grey scaly bark at the base.

Flowers in masses of scented cream balls held in terminal clusters.

HOW IT SPREADS

- A profusion of seeds are spread by wind from rounded woody capsules.
- The large number of ornamental plantings has created a large 'seed bank' that enables this plant to invade natural bushland.
- Seeds and gum are spread by native bees.



Crow's Ash

Flindersia australis




Photo: Norwood Industries

This large evergreen Australian native tree grows 10 to 20m, depending on soil type.

It has a sturdy trunk with scaly brown bark and a dense multi-branched crown.

It has shiny dark green pinnate leaves.

The tree is covered in small white flowers in spring followed by interesting 5 segmented seed pods to 10cm.



Brush Box

Lophostemon confertus



Photo: immij floramedia

Tall tree that can reach 35m but is usually less in cultivation. It has shiny mid green foliage that provides a thick canopy. The trunk has smooth pinkish tan bark which peels to reveal greenish cream new bark. It is fast growing and makes an excellent shade or specimen tree.



Red Ironbark

Eucalyptus sideroxylon 'Rosea'



Photo: immij floramedia

This is a stunning red flowering gum tree growing to 20 m high by 15 m wide. The bark of this tree contrasts well with the foliage which is dark green to grey-blue. It will grow successfully on many sites, including alkaline soils. For best growth, a well-drained site in full-sun is required.

Other superior selections include;

- *Corymbia citriodora* – Lemon Scented Gum
- *Sapium sebiferum* Syn. – Chinese Tallow Tree

Triadica sebifera

Ask your local retailer for more superior selections



Cosmos

Cosmos bipinnatus



Photo: Norwood Industries

This feathery leaved annual can reach 1.5m in height but is more often seen 'en masse' 600-900mm high.

It bears an abundance of daisy like blooms in spring with spot flowering at other times.

Colours include shades of pink, purple, red and white.

It seeds freely and can quickly establish stands in natural areas.

HOW IT SPREADS

- As this plant is 'free seeding' it only takes a single plant to establish a broad colony on roadsides and other natural areas.
- The plant can also regenerate from a small piece of stem, so effective disposal of garden waste is important.



Golden Everlasting Daisy

Xerochrysum bracteatum



Photo: immij floramedia

This Australian annual or shortlived perennial, varies in habit from prostrate to a shrubby plant of about 1 m in height.

The leaves are grey-green in colour and the deep golden flower heads are borne from spring through to late winter.

The individual flowers are formed into a large cluster surrounded by large papery bracts.

The Golden Everlasting Daisy has been cultivated for many years and a number of improved forms have been selected for cultivation.



Day Lilies

Hemerocallis species



Photo: Lorna Rose

Showy strap leaved perennial forming dense clumps, with the most dazzling array of flower colours.

Whilst flowers are short lived their prolific production ensures a constant cover of cream, yellow, pink, orange, red and even burgundy blooms.

There are many new cultivars to choose from, bearing single or double flowers.



Japanese Windflower

Anemone hupehensis



Photo: immij floramedia

A low growing perennial with tufts of mid green basal foliage divided in palmate fashion.

The showy flowers rise above the foliage in autumn and appear in shades of mauve, white and pink.

There are many new hybrids, seek sound horticultural knowledge on the most suitable local performers.

Other superior selections include;

- *Centaurea cyanus* – Cornflower
- *Antirrhinum majus* – Snapdragon

Ask your local retailer for more superior selections



Mountain Ash

Fraxinus griffithii



Photo: Norwood

A once popular evergreen garden or street tree growing to a height of 8m. The leaves are glossy green and the bark is light grey in colour. The tree produces abundant creamy white flowers followed by masses of winged seeds that germinate readily.

HOW IT SPREADS

- The abundant seeds are spread by wind and water.
- These seeds have a high rate of germination and the tree quickly colonises native bushland



Snow In Summer

Melaleuca linariifolia



Photo: Norwood

A medium growing Australian native tree often reaches 10m in height. Prefers a site with good moisture and makes a very effective screen. The highlight is when the plant comes into flower late spring to summer. It is covered in masses of white fluffy flowers in cylindrical spikes. This tree makes a truly spectacular addition to any garden.



Blueberry Ash

Elaeocarpus reticulatus



Photo: immij floramedia

Large shrub to small tree with dark green foliage forming a thick screen. The tree is covered with dainty pinkish-white flowers in spring-summer and these are followed by bluish black berries. 'Prima Donna' has a more compact habit and has pink flowers.



Crow's Ash

Flindersia australis




Photo: Norwood Industries

This large evergreen Australian native tree grows 10 to 20m, depending on soil type. It has a sturdy trunk with scaly brown bark and a dense multi-branched crown. It has shiny dark green pinnate leaves. The tree is covered in small white flowers in spring followed by interesting 5 segmented seed pods to 10cm.

Other superior selections include;

- *Harpullia pendula* – Tulipwood
- *Buckinghamia celsissima* – Ivory Curl Flower

Ask your local retailer for more superior selections



Golden Rain Trees

Koelreuteria elegans subsp. *formosana*
Koelreuteria paniculata



Photo: Sheldon Navie

These fast growing trees have mid-green ferny compound foliage. The trunk is grey and clean. In late Summer the tree is covered in panicles of clear yellow flowers. The flowers sometimes go un-noticed, but not the pink, papery bladderlike pods that form afterwards. Seed is produced in abundance with many new plants emerging adjacent to the original each season.

HOW THEY SPREAD

- Seed is both abundant and easily dispersed, either by wind or water.
- These seeds have a high rate of germination enabling fast establishment of colonies in natural bushland.



Leichhardt Bean

Cassia brewsteri



Photo: Norwood

Spectacular Australian native tree growing to a height of 10m. Flowers are yellow and red and pea shaped. They occur in profuse pendant heads and cover the tree making it difficult to see the foliage.



Tulipwood

Harpullia pendula



Photo: Philip Cameron

This beautiful medium sized spreading tree can reach a height of 10-12m in cultivation. It has glossy pinnate leaves and forms an excellent street or shade tree.

The flowers are yellowish cream and appear in summer followed by showy yellow to red two-lobed fruits up to 4cm across.



Desert Ash

Fraxinus angustifolia subsp. *oxycarpa*



Photo: Brian Sams

Large tree growing to a height of 10 – 12m, it has green leaves in thick whorls and dark grey brown bark. The flowers are small and creamy white in colour. The flowers are followed by single seeded winged fruits. This tree is deciduous but is able to withstand dry and somewhat arid conditions.

Other superior selections include;

- *Peltophorum pterocarpum* – Yellow Flame Tree
- *Magnolia grandiflora* – Bullbay Magnolia

Ask your local retailer for more superior selections



Mock Orange

Murraya paniculata (seedling grown form)



Photo: Sheldon Navie

This compact rounded shrub with glossy green foliage grows to a height of 3-5m. The plant produces highly perfumed white flowers in terminal clusters in Spring, through to Autumn. The flowers are followed by small oval bright orange red berries which are highly attractive to birds.

This very popular garden plant has several forms. The seedling grown form, popular in the 1970's, is to be avoided as it is invasive. Gardens in older suburbs are likely to have this undesirable form and removal is recommended

HOW IT SPREADS

- The orange-red berries are highly desirable to birds whose droppings ensure this plant is widespread in bushland. Large colonies and thickets are created smothering natural vegetation and affecting ecosystems.
- Do not purchase *Murraya* from non-reputable suppliers as they are likely to be seedling grown forms.



Mock Orange

Murraya paniculata (cutting grown form)




Photo: Macbird Floraprint

Professional nursery growers and retailers now promote the use of a superior cutting grown selection which produces few or no berries.

The growth habit is more naturally compact than the inferior and invasive seedling form.

Ask your professional retailer for this cutting grown cultivar.



Lilly Pillies

Syzygium australe cultivars



Photo: Macbird Floraprint

This superb Australian native rainforest plant has glossy green foliage, a profusion of fluffy white flowers and small colourful berries.

There are many different cultivars of this plant with a wide range of growth habits, foliage types and berry colours. Many make highly desirable hedges and screens. 'Elite', 'Bush Christmas' and 'Hinterland Gold' are three of many suitable selections.



Lemon Scented Myrtle

Backhousia citriodora



Photo: immij floramedia

Medium sized tree to 12m with grey green foliage to 10cm in length.

A key feature is that leaves are strongly lemon scented when crushed.

A profusion of white-cream flowers appear in summer. An underused Australian native rainforest tree.

Other superior selections include;

- *Camellia sasanqua* – Sasanqua Camellia
- *Xylosma senticosa* – Dense Logwood

Ask your local retailer for more superior selections



Golden Bamboo

Phyllostachys aurea

Black Bamboo

Phyllostachys nigra



Photo: Bamboo Downunder

Growing to a height of 6m, with long slender canes and dense graceful foliage. These types of bamboo have a spreading habit and send their rhizomes (roots) underground, often sprouting some distance from the original plant.

HOW THEY SPREAD

- Both of these 'running bamboos' send their invasive rhizomes considerable distances from the original plant.
- They are incredibly difficult to control and are a serious invasive threat.



Slender Weavers Bamboo

Bambusa textilis var. gracilis



Photo: Barry Naylor

Growing to a height of 6m this upright clumping bamboo has small leaves and an erect nature. Individual canes can get to 25mm in diameter; it is suitable for containers and will also tolerate wet soils. A truly graceful clumping bamboo.



Tiger Grass

Thysanolaena latifolia Syn.

Thysanolaena maxima



Photo: Barry Naylor

Fantastic clumping perennial grass that forms an impenetrable screen.

Growing to a height of 3.5m with arching stems and narrow leaves this is an excellent substitute for running bamboo as it is a clump forming plant.



Japanese Bamboo

Nandina 'Gulf Stream'



Photo: Norwood Industries

This is a very hardy bamboo like plant that grows approximately 1.2 m in height.

It has several branches growing from the base with colourful green and red tinged foliage throughout most of the year, which turns bright red during the coldest months.

It has small white flowers followed by reddish berries.

This is a compact grower and is quite hardy once established.

Other superior selections include;

- *Bambusa lako* – Timor Black Bamboo
- *Bambusa chungii* – Chungi Bamboo

Ask your local retailer for more superior selections



Lombardy Poplar

Populus nigra 'Italica'



This is an upright form of *Populus nigra* growing to 25m in height.

It has triangular shaped dark green leaves which turn a brilliant yellow in late autumn. Poplars have separate male and female trees and the ones first introduced to the ACT were male.

HOW IT SPREADS

- They do not produce seed but reproduce by suckers which can form dense copses.
- Lombardy poplar has been widely planted as an ornamental tree in moist sites and beside streams in the ACT.

It is a non-native naturalised species in the Australian flora having a direct impact on rare and threatened species.



Manna Gum

Eucalyptus viminalis



Photo: immij floramedia

Indigenous to Victoria, Qld, NSW, Tas and SA the Manna Gum is the primary food tree for Koalas.

Tolerant of most situations with the tallest trees found in mountain regions.

Bark is shed in ribbons during summer leaving the upper trunk and branches white but the base of the tree remains bark-coated. The leaves are dark green and often sickle-shaped.

Flowers are cream coloured in a cluster.



Ornamental Pear

Pyrus 'Glens Form'



Photo: Jackie Miles

This is a superb ornamental pear with dense green foliage that turns gold, plum and burgundy in autumn. Growing to a height of 11m, it is a popular specimen tree in parks and gardens. This species can tolerate quite dry conditions as well as intermittently wet, heavy soils.



Flowering Plum

Prunus cerasifera 'Oakville Crimson Spire'



Photo: Fleming's Nurseries

This stunning upright form of flowering plum grows in columnar form to a height of 6m. Foliage is rich reddish bronze when young becoming darker with age. In early spring a profusion of white flowers with red stamens emerge followed by new foliage. This selection makes a fantastic urban screening or street tree, particularly where lateral space is limited.

Other superior selections include;

- *Betula nigra* – River Birch
- *Cupressus sempervirens 'Nitschkes Needle'* – Pencil Pine

Ask your local retailer for more superior selections



Common Indian Hawthorn

Raphiolepis indica



Photo: Barry Naylor

An evergreen native shrub from southern China growing 3-5m in height. It is extremely tough and has shiny, leathery leaves. White Spring flowers are profuse, held in terminal clusters and are mildly perfumed. An abundance of bluish black berries follow in Summer.

HOW IT SPREADS

- The berries are highly desirable to birds and their distribution into bushland is widespread.
- The seeds can also be spread by water.



Glossy Abelia

Abelia grandiflora



Photo: immij floramedia

Evergreen shrub with arching branches to 2 m high. Shiny, dark green glossy foliage with mauve-pink tubular flowers. Suitable as a screening or specimen plant, this hardy, water wise and non-invasive shrub thrives in full-sun to part-shade. Ask your local garden centre for this and other recommended cultivars.



Sasanqua Camellia

Camellia sasanqua



Photo: Lorna Rose

This fantastic plant should be more widely used in the Sub-Tropics.

There are many and varied flower colours, ranging from white through to pink and red. Most will tolerate full sun with growth habits to suit every situation.

Many cultivars can be pruned into effective hedges.



Dwarf Pittosporum

Pittosporum tobira 'Miss Muffett'



Photo: Norwood Industries

Delightful small rounded shrub growing to 1m in height.

The oblong glossy green leaves appear in whorls around the stems, new flushes are lime green.

Bearing small fragrant white star shaped flowers in late Spring this plant makes an effective low hedge or can be planted in clumps for mass appeal.

Other superior selections include;

- *Raphiolepis indica* 'Intermedia' – Indian Hawthorn
- *Gardenia* species – Gardenia

Ask your local retailer for more superior selections



Golden-leaved Black Locust

Robinia pseudoacacia 'Frisia' and other grafted varieties.



Photo: immij floramedia

This deciduous, spreading tree has dense, drooping clusters of fragrant, pea-like, white flowers appearing in spring.

The trunk has rigid and furrowed bark, the luxuriant leaves are golden yellow when young and turn orange yellow in Autumn

HOW IT SPREADS

- They are prone to suckering. This happens because the variety is grafted on to a vigorous understock, *R. pseudoacacia*, also known as the False Acacia. The False Acacia will grow to 20m (60') and is native to the United States. It is a deciduous tree with green compound leaves and sharp thorns and it is now naturalised in many parts of Europe, Asia and Australia.
- If its roots are damaged (for example by a mower or whipper snipper or by digging) or if the roots hit an obstacle, such as a clay soil, they will produce suckers. This characteristic is retained when the tree is used as an understock.
- The hard-coated seed may also be spread longer distances in soil or water or occasionally by animals.



Revolution Gold

Melaleuca bracteata 'Revolution Gold'



Photo: immij floramedia

This is a beautiful, golden-foliaged, Australian native shrub to 4 m by 2 m wide.

Its golden foliage provides year round colour in gardens.

An ideal screening shrub or feature specimen.

In spring the creamy-yellow brushes are bird attracting. It requires little attention and will grow in a wide range of soils and garden conditions. Prefers an open sunny position and regular pruning to maintain shape and to encourage new growth.



Ginkgo

Ginkgo biloba




Photo: immij floramedia

This is a truly spectacular and tall deciduous tree which can grow to a height of 20m. It has matt green fan-shaped leaves which resemble maidenhair foliage. The foliage turns golden yellow in autumn. It does bear a fleshy plum like fruit but requires both male and female plants near each other for pollination to occur.



Chinese Tallow

Sapium sebiferum Syn. *Triadica sebifera*



Photo: Norwood Industries

This is a fast growing tree, variable in height from 6m to 12m. It has bright green heart shaped leaves which turn shades of yellow, orange, red and purple during autumn. It is considered deciduous in local conditions but can retain some foliage in warmer sites. It has greenish yellow flowers borne on the branch tips in late spring, followed by fruits that are covered in white wax.

Other superior selections include;

- *Fraxinus excelsior* 'Aurea' – Golden Ash
- *Cupressocyparis leylandii* 'Gold Rider' – Gold Rider

Ask your local retailer for more superior selections



Pepper Tree

Schinus molle var. *areira*



Photo: immij floramedia

Spreading, evergreen tree originally from South America widely planted in the early years of settlement as a shade tree. Semi-weeping in habit, it has willow-like leaves and small yellow-white flowers in spring that are followed by clusters of pea-sized pinkish-red berries. These are 'bird candy'.

HOW IT SPREADS

- Seeds are highly delectable to birds and are dispersed by them. Seeds germinate freely and this tree has become a pest plant in many areas of Australia, along with the species form, *S. molle*.



Snow In Summer

Melaleuca linariifolia



Photo: Norwood

A medium growing Australian native tree often reaches 10m in height. Prefers a site with good moisture and makes a very effective screen. The highlight is when the plant comes into flower late spring to summer. It is covered in masses of white fluffy flowers in cylindrical spikes. This tree makes a truly spectacular addition to any garden.



Leopard Tree

Caesalpinia ferrea



Photo: immij floramedia

This is a beautiful tree growing to 12m in height. It has elegant limbs with dappled cream and grey bark forming an erect multi-stemmed trunk. The foliage is graceful and fern like, forming an umbrella shaped crown. It has yellow flowers borne on short erect spikes in late summer to autumn. Whilst sometimes considered evergreen, it can lose much of its foliage during winter.



Manchurian Pear

Pyrus ussuriensis



Photo: immij floramedia

The largest growing of the Pear trees, this selection can reach to 20m in height. It has a broad pyramidal shape and makes an excellent street or specimen tree. The leaves are wide, shiny, dark green and almost heart shaped. In spring it is covered in a profusion of small white scented flowers followed by small yellow brown fruit.

Other superior selections include;

- *Syncarpia glomulifera* – Turpentine Tree
- *Alphotinia excelsa* – White Ash

Ask your local retailer for more superior selections



Easter Cassia

Senna pendula var. glabrata



Photo: Sheldon Navie

A showy evergreen scrambling shrub that can reach 3m in height.

The compound leaves are mid green and rounded at the tip. The flowers are bright yellow and form a spectacular show as they completely cover the foliage in Autumn.

Cylindrical green pods follow with abundance of seeds.

HOW IT SPREADS

- Seeds are spread by birds, insects, water and gravity.
- The plentiful seed ensures that even those that fall close to the bush maintain the invasive population.



Dwarf Fringed Wattle

Acacia fimbriata 'Nana'



Photo: immij floramedia

A spectacular new cultivar of this local favourite.

With dense fine foliage this plant can be used as an effective screen or equally well as a feature.

It is covered in masses of yellow flowers in winter-spring but has all round appeal due to the attractive foliage and growth habit.



Honey Gem

Grevillea 'Honey Gem'



Photo: immij floramedia

This hardy Australian native is an all time favourite. It can grow above 4m in height but is more often seen as a 2-3m specimen. It has lovely ferny foliage and is covered in masses of orange brushes laden with nectar for most of the year. It is a fantastic addition to any garden and will attract a wide array of nectar feeding birdlife.



Dogwood

Jacksonia scoparia



Photo: Sheldon Navie

Grown for a combination of its interesting foliage and flowers. There are no visible leaves on the wiry angular branches that are often weeping. Yellow pea shaped flowers appear in the summer months making an eye catching display.

Other superior selections include;

- *Dodonaea triquetra* – Native Hop Bush
- *Eremophila maculata 'Aurea'* – Emu Bush

Ask your local retailer for more superior selections



Racehorse Tree

Tipuana tipu



Photo: Sheldon Navie

This large fast growing attractive tree grows to 20m with a similar spread.

Dark green pinnate leaves attach to somewhat arching branches. Terminal clusters of yellow Cassia-like flowers appear in Spring. Winged seed pods follow holding several seeds in each. The tree is used widely as it provides excellent shade.

HOW IT SPREADS

- Seeds are plentiful and are spread by water, wind and gravity.
- These seeds have a high rate of germination.



Yellow Flame Tree

Peltophorum pterocarpum



Photo: immij floramedia

Fast growing evergreen tree growing to 15m.

It has deep green fern like foliage that has a bronze edge to the new growth.

It is covered in terminal sprays of perfumed bright yellow flowers with crinkled petals that emerge from rust red buds.

It is a very effective shade tree for the Sub-Tropics.



Native Frangipani

Hymenosporum flavum



Photo: Lorna Rose

Clusters of scented, creamy yellow flowers cover the tree in spring amid shiny, dark-green leaves.

Growing 10-15m high in the garden. Reasonable frost tolerance.



Leopard Tree

Caesalpinia ferrea



Photo: immij floramedia

This is a beautiful tree growing to 12m in height.

It has elegant limbs with dappled cream and grey bark forming an erect multi-stemmed trunk.

The foliage is graceful and fern like, forming an umbrella shaped crown.

It has yellow flowers borne on short erect spikes in late summer to autumn.

Whilst sometimes considered evergreen, it can lose much of its foliage during winter.

Other superior selections include;

- *Syncarpia glomulifera* – Turpentine Tree
- *Albizia julibrissin* 'Rosea' – Silk Tree

Ask your local retailer for more superior selections



Climbing and Ground Cover Plants

This very useful group of plants was often used to cover unsightly objects and provide green barriers. Unfortunately we now know that the attributes that make them useful can also provide them with a means to grow outside their given area and invade nearby bushland. There are many alternative less invasive plants available. Please consider from the list opposite or ask your local garden centre for other alternatives.



Red Trumpet Vine

Campsis radicans



Photo: Norwood Industries

A vigorous climber grown for its spectacular orange red trumpet shaped flowers borne in late summer to autumn.

This plant can grow up to 10m with the aid of support.

This plant can be trained into a neat garden shrub but if left unchecked can cling to adjacent trees by way of small aerial rootlets; becoming a rampant pest.

HOW IT SPREADS

- The plant has small aerial roots and clings to almost anything. Small pieces of the plant will easily root in the warmer months so appropriate disposal of garden waste is important.
- The plant must not be planted near environmentally sensitive areas as it will escape and invade adjacent natural systems.



Bower of Beauty

Pandorea jasminoides



Photo: immij floramedia

Vigorous climber to spreading shrub with dark green glossy pinnate leaves.

Flowers are borne in terminal clusters in the warmer months and are pink with a dark carmine throat.

There are several cultivars including 'Lady Di' that has cream flowers.



Wonga Wonga Vine

Pandorea pandorana



Photo: Lorna Rose

Vigorous Australian native twining or scrambling plant. Flowers are tubular and creamy-white with purple or brownish markings and appear in spring and summer. Several new cultivars have been developed including 'Snowbells' with pure white flowers and 'Golden Showers' with yellow-bronze flowers.



Orange Trumpet Vine

Pyrostegia venusta



Photo: immij floramedia

A vigorous twining vine with mid-green foliage, it can reach up to 10m in length. Whilst the foliage makes an effective screen it is most often grown for its spectacular covering of clusters of bright orange, slender, trumpet shaped flowers. This is a truly magnificent winter flowering creeper.

Other superior selections include;

- *Vitis vinifera* – Ornamental Grape
- *Gelsemium sempervirens* – Carolina Jessamine

Ask your local retailer for more superior selections



Japanese Honeysuckle

Lonicera japonica



Photo: immij floramedia

This scrambling or climbing shrub can grow up to 8m high. It has glossy dark green leaves and fragrant nectar filled white flowers that age to yellow. Summer flowers are followed by small shiny black berries in Autumn.

HOW IT SPREADS

- The seeds are dispersed by water and birds. The stems take root where they touch the ground.
- The plant is also often dumped on roadside and bushland edges.
- Whilst a once common garden plant this Honeysuckle is now a seriously invasive plant in many moist native bushland areas.



Banksia Rose

Rosa banksiae 'Lutea'



Photo: immij floramedia

This climbing rose produces long slender twining canes with masses of tiny, double, white or yellow flowers in spring. It is one of the most popular climbing roses because of the beautiful spring blooms and absence of thorns.



Bower of Beauty

Pandorea jasminoides



Photo: immij floramedia

Vigorous climber to spreading shrub with dark green glossy pinnate leaves. Flowers are borne in terminal clusters in the warmer months and are pink with a dark carmine throat. There are several cultivars including 'Lady Di' that has cream flowers.



Wonga Wonga Vine

Pandorea pandorana



Photo: Lorna Rose

Vigorous Australian native twining or scrambling plant. Flowers are tubular and creamy-white with purple or brownish markings and appear in spring and summer. Several new cultivars have been developed including 'Snowbells' with pure white flowers and 'Golden Showers' with yellow-bronze flowers.

Other superior selections include;

- *Hibbertia scandens* – Snake Vine
- *Hardenbergia violacea* Hybrids – Native Sarsaparillas

Ask your local retailer for more superior selections



Lippia / Condamine Couch

Phyla canescens and *Phyla nodiflora*



Photo: immij floramedia

This vigorous prostrate ground cover plant forms a dense mat of foliage. It bears pink-lilac flowers throughout the year. It has been used as effective erosion control and even as a lawn substitute. There is conjecture regarding the natural range of these plants. *P. nodiflora* is considered native to tropical and sub-tropical Australia, yet some local authorities consider it a naturalised invader. For the purposes of Grow Me Instead we would like gardeners to consider other non-invasive options. If gardeners need an effective groundcover there are many other non-invasive plants that you can choose.

HOW IT SPREADS

- The plant reproduces easily from small pieces of stem
- Effective disposal of garden waste will reduce the spread of this plant



Creeping Boobialla

Myoporum parvifolium



Photo: immij floramedia

This evergreen, hardy Australian native forms a dense, weed suppressing ground cover that will easily cover one square metre.

This species thrives if grown in freely-drained soil and full-sun. The flowers are white or pink and occur from winter to summer. Sweet fleshy fruits provide food for native birds.



Carpet Star

Zieria 'Carpet Star'



Photo: Barry Naylor

This endangered Australian native groundcover forms a neat spreading mat to 75cm. It has dark green aromatic trifoliate foliage.

In spring, prolific pink star shaped flowers are borne all over the plant making quite a contrast.

Appreciates full sun and will tolerate winds and some frost.



Blue Saucer Flower

Convolvulus sabatius



Photo: immij floramedia

An attractive evergreen perennial with a spreading prostrate habit. Blue to violet funnel form flowers appear in late spring to autumn. This species is suitable as a ground cover or spill-over plant in rockeries and is also ideal for large containers or hanging baskets.

Reaching a height of about 20cm, it will spread to 2m wide. Prefers a moist well-drained site and is frost tolerant.

- *Dampiera diversifolia* – Dampiera
- *Grevillea 'Mt. Tamboritha'* – Grevillea

Ask your local retailer for more superior selections



Black-eyed Susan

Thunbergia alata



Photo: Lorna Rose

Vigorous herbaceous perennial climber that can reach 3-4m. Deep green triangular leaves to 7cm form a thick cover. Flowers are borne in warmer months on single stalks, varying from fellow to bright orange, with a dark black throat. These are followed by small hairy seed capsule holding a few small seeds.

HOW IT SPREADS

- Whilst the plant does produce seeds the major source of spread is through the dumping of garden waste.
- The plant also spreads by virtue of its vigorous vegetative habit.



Bower of Beauty

Pandorea jasminoides



Photo: immij floramedia

Vigorous climber to spreading shrub with dark green glossy pinnate leaves. Flowers are borne in terminal clusters in the warmer months and are pink with a dark carmine throat. There are several cultivars including 'Lady Di' that has cream flowers.



Snake Vine

Hibbertia scandens



Photo: Lorna Rose

Slender twining climber or trailing groundcover plant. It has dark green leaves and plentiful large buttercup yellow flowers in the warmer months. This plant is drought and frost resistant and tolerant of salt spray.



Native Sarsaparillas

Hardenbergia violacea cultivars



Photo: immij floramedia

A popular and generally hardy groundcover plant. Violet-Lilac pea shaped flowers cover the plant in winter and spring. Many new cultivars have been developed with white and pink flowers as well as different growth habits, some forming neat, rounded, low growing bushes.

Other superior selections include;

- *Clematis aristata* and *C. microphylla* – Native Clematis
- *Gelsemium sempervirens* – Carolina Jessamine

Ask your local retailer for more superior selections



Berried Plants

Gardeners often choose trees and shrubs with showy persistent berries for winter colour in their gardens when flowers are scarce. Unfortunately these berries often attract birds and small mammals that unwittingly aid the spread of these unwanted plants into bushland and open spaces.



Silver-leaf Cotoneaster

Cotoneaster pannosus



Photo: Delwyn Thomas

This group of hardy, fast growing, perennial, woody shrubs will grow 2 to 5m tall. Some varieties are deciduous. They vary from medium to large shrubs.

The flowers are small and white and appear in spring and summer.

The flowers are followed by clusters of conspicuous orange to red berries that resemble minute apples.

Cotoneasters were previously used as hedges and were

commonly planted because the large crops of decorative berries hang on to the branches for months through winter and provided colour when flowers are scarce.

HOW IT SPREADS

- The seeds of this fruit are spread into bushland by fruit eating birds and will grow virtually anywhere a bird drops the seeds.

Pyracantha and Cotoneaster species are often confused with each other. Cotoneaster species lack thorns



Lilly Pillies

Syzygium australe cultivars



Photo: immij floramedia

This superb Australian native rainforest plant has glossy green foliage, a profusion of fluffy white flowers and small colourful berries. There are many different cultivars of this plant with a wide range of growth habits, foliage types and berry colours. Many make highly desirable hedges and screens. 'Elite', 'Bush Christmas' and 'Hinterland Gold' are three of many suitable selections.



Flowering Crab Apples

Malus species



Photo: Fleming's Nurseries

Very pretty, highly ornamental and deciduous trees grown for beautiful Spring blossom and their showy crimson-red crab apples, the ripe fruit lasts well, adorning the tree from Autumn into early Winter.

Visit www.flemings.com.au for excellent cultural information on the many old and new selected forms.



Grey Honey Myrtle

Melaleuca incana



Photo: immij floramedia

This is a beautiful Australian native shrub growing to 3m in height. It has slender arching branches that hold hairy grey green leaves.

It bears creamy yellow flower spikes in late spring to early summer and will tolerate a wide range of soil types. It can also be clipped into a neat hedge.

Other superior selections include;

- *Photinia* species – Photinia
- *Vitex trifolia* 'Purpurea' – Purple Coastal Vitex

Ask your local retailer for more superior selections



Prickly Duranta

Duranta erecta




Photo: immij floramedia

A dense shrub usually growing to 4-5m with pendulous branches bearing blue, white or purple flowers, followed by orange berries.

This very popular garden plant has had a renaissance in popularity with the introduction of several new forms in recent years. Whilst many are kept well pruned into effective hedges, particularly in local government areas and commercial premises others are left unkempt and form berries.

HOW IT SPREADS

- The berries are highly attractive to birds. If a plant is allowed to form berries, birds ingest them and distribute the plants widely in native bushland, creating thickets and upsetting the ecosystem.
- Do not allow existing plants to form berries. Either prune immediately after flowering or remove the plant entirely if regular maintenance is not practical.

Note: This plant is also considered poisonous.



Sasanqua Camellias

Camellia sasanqua



Photo: Lorna Rose

This fantastic plant should be more widely used in the Sub-Tropics.

There are many and varied flower colours, ranging from white through to pink and red. Most will tolerate full sun with growth habits to suit every situation.

Many cultivars can be pruned into effective hedges.



Grey Myrtle

Backhousia myrtifolia



Photo: immij floramedia

A highly desirable Australian native plant forming a thick screen to 2m when pruned but can reach 6-8m if left untouched.

A profusion of cream white flowers bloom in summer and the greenish cream sepals persist for many months.



Native Fuchsia

Graptophyllum excelsum



Photo: Norwood

An Australian native that can reach 6-8m but is often kept to 1.5m in cultivation.

It has dark green glossy leaves and abundant rich red tubular flowers in summer. The flowers are attractive to nectar feeding birds.

This fantastic plant should be more widely used, making an excellent specimen or effective hedge.

Other superior selections include;

- *Backhousia citriodora* – Lemon Scented Myrtle
- *Syzygium australe* cultivars – Lilly Pillies

Ask your local retailer for more superior selections



European and African Olives

Olea europaea ssp. *europaea*
and *O. europaea* subsp. *cuspidata*



Hardy long-lived evergreen, small to medium trees. European olives produce green or black oval-shaped fruits for table and oil production.

The fruits are considered a delicacy after they have been processed.

African olives produced smaller spherical black fruits and has been used as a hedging species in the past.

It must be stressed it is the fruit left on trees and not harvested that are spread by birds. The seedlings are extremely invasive and have become problematic in areas across the state.

HOW IT SPREADS

- Trees left to grow wild, or that are not harvested.
- Fruit is attractive to and spread by birds and small mammals.

How you can help.

Don't plant olive trees unless you are going to harvest the fruit, if you have trees you no can longer manage, ask permission from your local council to have the trees removed.



Water Gum

Tristaniopsis laurina



Photo: immij floramedia

This Australian native tree has various new improved forms, one highly recommended form is 'Luscious', it grows 7 to 12m tall, the foliage is lush, dark green and shiny, with distinctive copper coloured new growth.

Water Gums are highly desirable evergreen landscape trees with sweetly scented yellow flowers in short clusters through January. 'Luscious' is a highly ornamental tree well suited for use in street tree plantings, parks, reserves, as a garden feature for that special spot, or as an elegant shade tree.



Purple Pea Plant

Hovea acutifolia



Photo: Norwood Industries

This is an attractive Australian native shrub that reaches 1.5m in height. It has long leaves to 8cm and is usually an open woody shrub up to 1m in width.

It has masses of beautiful purple pea flowers in late winter through spring. It performs best with some protection from extreme heat and must have excellent drainage.



Weeping Myall

Acacia pendula



Photo: Kate Steel

Usually seen as an erect small tree growing to 10m in height, this Australian native should be more widely used. It has pendulous branches and narrow grey green phyllodes (modified stems that look like leaves). It bears yellow ball shaped flowers in late winter to spring. This tree will tolerate dry and arid conditions.

Other superior selections include;

- *Corymbia ficifolia* – Red Flowering Eucalyptus
- *Eucalyptus leucoxyton* 'Euky Dwarf' – Euky Dwarf

Ask your local retailer for more superior selections



Firethorn

Pyracantha species



Photo: Delwyn Thomas

Evergreen shrubs to 4 m high. Flowers appear in white clusters in spring and summer, followed by spectacular and abundant fruit maturing to red, orange or yellow.

HOW IT SPREADS

- These plants are spread by seed that is mostly bird or water dispersed.

Pyracantha and *Cotoneaster* species are often confused with each other. *Cotoneaster* species are similar but lack thorns.



Dense Logwood

Xylosma senticosa



Photo: immij floramedia

Superb hedging plant that will reach a height of 4m if trimmed to form a small tree but thrives when trimmed to form a 1-1.5m hedge. It has orange and bronze tipped foliage and inconspicuous, fragrant yellow flowers. *Xylosma* will tolerate sun or shade. It is an exceptionally hardy plant, adapting to most soil conditions.



NSW Christmas Bush

Ceratopetalum gummiferum



Photo: Fagg, M - ANBG

A large shrub or small tree to 5m high in cultivation. The foliage is very attractive and the new growth is often pink or bronze coloured. The true flowers are white in colour. The main attraction is the massed display of red sepals in which are commonly mistaken to be flowers. These are at their peak in early to mid summer and usually at Christmas. The sepals and foliage are widely used for cut flowers.



Lilly Pillies

Syzygium australe cultivars




Photo: immij floramedia

This superb Australian native rainforest plant has glossy green foliage, a profusion of fluffy white flowers and small colourful berries. There are many different cultivars of this plant with a wide range of growth habits, foliage types and berry colours. Many make highly desirable hedges and screens. 'Elite', 'Bush Christmas' and 'Hinterland Gold' are three of many suitable selections.

Other superior selections include;

- *Loropetalum chinense* 'China Pink' – Fringe Flower
- *Melaleuca* 'Claret Tops' – Claret Tops

Ask your local retailer for more superior selections



Grasses

Mainly chosen because of their various architecturally interesting forms and drought hardiness, yet many of them are considered invasive. Mislabelling with incorrect species names has been an occasional problem. To reduce further spread of invasive grasses, seek professional advice at your local garden centre, read all labels carefully and avoid purchasing from any other source. There are many native grasses commercially available from your local garden centre providing a safe alternative.



Swamp Foxtail or Fountain Grass

Pennisetum alopecuroides



Photo: André Karwath

A perennial grass with narrow mid to dark green leaves forming a dense clump 60 to 90cm in height.

Attractive flower spikes appear above the foliage in the warmer months, showing yellow, green and the distinctive purple colours.

This plant's 'Australian native' origin is questioned by many and the natural range of the plant has been confused by extensive use in urban landscape plantings in recent years.

HOW IT SPREADS

- The seeds are not plentiful and viability is low however as there is conjecture regarding the distribution of this plant in Asia and Australia it is recommended we promote sterile hybrids or other well established native grasses



Mat Rushes

Lomandra longifolia and cultivars



Photo: Barry Naylor

This widely used accent plant has thick arching green foliage that emerges from a central crown.

Suitable near waters edge or boggy areas but able to tolerate dry conditions as well, this is a most versatile alternative.

Many new cultivars are now available with a range of foliage colours and growth habits.



Kangaroo Grass

Themeda australis



Photo: immij floramedia

An Australian native grass that has glaucous blue grey leaves and forms a dense mat like tuft.

During warmer months the leaves turn maroon adding an interesting contrast.

In summer, wiry flower spikes laden with seed often lay down on top of the foliage.

This plant is effective as a weed suppressant or for erosion control.



Flax Lilies

Dianella species



Photo: immij floramedia

An excellent Australian native selection with mid-dark green arching foliage and sprays of blue flowers followed by bright blue berries.

There has been a proliferation of *Dianella* cultivars with a wide range of foliage colours and growth habits in recent years. Ask your retailer for the most reliable local selections.

Other superior selections include;

- *Cymbopogon refractus* – Barbed Wire Grass
- *Cymbopogon ambiguus* – Native Lemon Grass

Ask your local retailer for more superior selections



Bulbous Plants

There are a number of bulbous plants that have become invasive, largely through the dumping of garden waste. Some of these plants are behaving aggressively whilst others are adventitiously taking advantage of the growing conditions to naturalise.

Many bulbous plants are becoming invasive in Queensland, with Glory Lily (*Gloriosa superba*) and Taiwan Lily (*Lilium formosanum*) amongst the worst. Seek sound advice before planting bulbs and similar plants. Whilst most have spectacular flowers consideration must be given to assessing their invasive potential.



Taiwan Lily

Lilium formosanum



Photo: Lorna Rose

Growing up to 1m in height this invasive bulbous plant has long slender stems covered with long narrow mid-green leaves. The trumpet shaped flowers are fragrant and appear in early Summer followed by seed pods holding many thousands of winged seeds.

HOW IT SPREADS

- The plant seeds readily and these are scattered easily by the long willowy stems as they move on the breeze.
- Seeds germinate readily and bulb-lets also spread through soil movement and water.



Spider Lily

Hymenocallis littoralis



Photo: Norwood

Fleshy strap like leaves emerge from underground bulbs to form thick clumps.

Spectacular white scented flowers emerge in clusters from 75cm high flower stalks.

The flowers have six spider like petals that surround a white inner corona. This plant is particularly showy and can spot flower several times in the warmer months.



Swamp Lily

Crinum pedunculatum



Photo: Lorna Rose

Robust clumping plant with thick leathery leaves which will grow in heavy water laden soils, saline situations and even the seashore.

In spring and summer it produces several stout flowering stems with large clusters of thinly petalled white lily type flowers.



Flax Lilies

Dianella species



Photo: immij floramedia

Excellent Australian native selection with mid-dark green arching foliage and sprays of blue flowers followed by bright blue berries.

There has been a proliferation of *Dianella* cultivars with a wide range of foliage colours and growth habits in recent years. Ask your retailer for the most reliable local selections.

Other superior selections include;

- *Hemerocallis* species and hybrids – Day Lilies
- *Arthropodium cirrhatum* 'Matapouri Bay' – NZ Rock Lily

Ask your local retailer for more superior selections



Succulent Plants

These have become very popular due to their drought hardy status and architectural appeal. Most succulents are non-invasive, however there are a number of succulents that can rapidly spread from dislodged plant parts, leaves or by seed. Be sure to read the plant label carefully and ask for advice about the non-invasive succulents at your local garden centre.



Century Plant

Agave americana



Photo: Photo: Doug Bickerton, SA
Department for Environment & Heritage

Perennial succulent with thick grey green sword shaped leaves in rosettes growing to 2m high and often forming clumps that are several metres wide. The leaves have teeth along the margins and a very sharp spine at the tip. Yellow flowers form on a large spike which can rise over 5m in height.

HOW IT SPREADS

- This plant forms thick clusters as the main plant 'suckers' to produce many new plants.
- Plants that are in dumped garden waste readily take root and colonise natural areas.



Flax Lilies

Dianella species



Photo: immij floramedia

Excellent Australian native selection with mid-dark green arching foliage and sprays of blue flowers followed by bright blue berries.

There has been a proliferation of Dianella cultivars with a wide range of foliage colours and growth habits in recent years. Ask your retailer for the most reliable local selections.



Cardboard Palm

Zamia furfuracea



Photo: immij floramedia

A small to medium sized Cycad forming a neat ornamental clump.

It has broad, hairy rigid leaflets which are fairly crowded on the 1m long leaf stem.

It has broad architectural appeal and is suitable for dry situations and actually resents poor drainage or too much shade.



Gymea Lily

Doryanthes excelsa



Photo: immij floramedia

Australian native perennial lily with rosettes of large sword-shaped 1 to 2 m long mid-green leaves.

In spring and summer they have spectacular large, compact heads of nectar-filled, blood-red flowers atop tall, thick stems to 5 m high.

A very hardy garden plant for most climates.

Grows best in full-sun to part-shade.

The flowers and leaves are both highly sought after for flower arranging.

Other superior selections include;

- *Eremophila* 'Yanna Road' – Emu Bush
- *Arthropodium cirrhatum* 'Matapouri Bay' – NZ Rock Lily

Ask your local retailer for more superior selections



Mother In Law's Tongue

Sansevieria trifasciata



Photo: Sheldon Navie

Dense clumping plant with succulent sword-like foliage to 1m in height.

Mottled upright grey green leaves with occasional pale cream flowers on spikes in Spring.

Effective spreading habit, preferring moist and shaded areas.

HOW IT SPREADS

- Often spread through the dumping of garden waste, this plant is difficult to eradicate once established.
- The variegated form of Sansevieria is a popular indoor plant. This use is acceptable; however it should not be planted in the garden or disposed of in dumped garden waste.



Bird of Paradise

Strelitzia reginae




Photo: immij floramedia

Glossy grey green paddle shaped foliage forming a dense clump 1.5m x 1.5m.

Spectacular orange and blue flowers shaped like a birds head form on erect stems in warmer months.

It is worth trying to obtain *Strelitzia juncea* for its rush like cylindrical foliage emerging without a leaf blade.



Mat Rushes

Lomandra species



Photo: Barry Naylor

This widely used accent plant has thick arching green foliage that emerges from a central crown.

Suitable near waters edge or boggy areas but able to tolerate dry conditions as well, this is a most versatile alternative.

Many new cultivars are now available with a range of foliage colours and growth habits.



Flax Lilies

Dianella species and cultivars



Photo: immij floramedia

Excellent Australian native selection with mid-dark green arching foliage and sprays of blue flowers followed by bright blue berries.

There has been a proliferation of *Dianella* cultivars with a wide range of foliage colours and growth habits in recent years. Ask your retailer for the most reliable local selections.

Other superior selections include;

- *Liriope* 'Stripey White' – Stripey White
- *Crinum pedunculatum* – Swamp Lily

Ask your local retailer for more superior selections



Aquatic Plants

In recent years aquatic plants have become a major invader. The cost of removal and control runs into many millions of dollars. These aquatic plants include Salvinia (*Salvinia molesta*), Water Hyacinth (*Eichornia crassipes*) and Cabomba (*Cabomba caroliniana*). There are many alternative plants which are more suitable for home aquariums and garden ponds.



Parrot Feather

Myriophyllum aquaticum




Photo: Terry Inkson

A feathery leaved, perennial aquatic plant with stems that grow up to 2m in length. The tips of the stems frequently protrude up to 30cm from the water.

Seeds that are produced in Australia are infertile as only female plants are recorded here.

HOW IT SPREADS

- Parrot feather reproduces by fragments of stem breaking from the parent plant and is moved by water currents.
- Once also commonly found in home aquaria as the plant was once sold as an attractive fish tank plant. Inappropriate disposal of aquatic plants leads to choking of waterways, excluding all native flora and fauna.



Water Milfoil

Myriophyllum papillosum



Photo: Glenfield Nursery

A vigorous native milfoil with foxtail like stems held above the water.

Provides shelter and spawning areas for fish.

Suitable for full sun to light shade situations.

Submerge up to 60cm.



Upright Water Milfoil

Myriophyllum crispatum



Photo: Glenfield Nursery

This native aquatic plant has delicately divided plumes which grow out and float on the water surface. Submerged up to 60cm deep, it provides excellent spawning environment for fish. Adaptable to either full sun or semi-shade.



Banded Nardoo

Marsilea mutica



Photo: Norwood

This aquatic fern has interesting foliage resembling a four leafed clover.

The long rhizomes trail under the surface with the leaves floating on the surface.

This plant provides an excellent cover for fish and other aquatic life as well as suppressing algal growth.

Other superior selections include;

- *Myriophyllum papillosum* 'Red Dragonfly' – Red Dragonfly
- *Nymphaea* hybrids – Hybrid Water Lilies

Ask your local retailer for more superior selections



Invasive plant name	Page number
<i>Acacia baileyana</i>	18
African Olive	64
<i>Agave americana</i>	72
<i>Albizia lebbek</i>	20
<i>Asparagus officinalis</i>	22
Black Bamboo	38
Black-eyed Susan	58
Cadaghi	28
<i>Campsis radicans</i>	52
<i>Catharanthus roseus</i>	24
Century Plant	72
Common Indian Hawthorn	42
Condamine Couch	56
Cootamundra Wattle	18
Coreopsis	26
<i>Coreopsis lanceolata</i>	26
<i>Corymbia torelliana</i>	28
Cosmos	30
<i>Cosmos bipinnatus</i>	30
<i>Cotoneaster pannosus</i>	60
<i>Duranta erecta</i>	62
Easter Cassia	48
European Olive	64
Firethorn	66
Fountain Grass	68
<i>Fraxinus griffithii</i>	32
Garden Asparagus	22
Golden Bamboo	38
Golden Rain Trees	34
Golden-leaved Black Locust	44
Indian Sirius	20
Japanese Honeysuckle	54
<i>Koelreuteria elegans</i> ssp. <i>formosana</i>	34
<i>Koelreuteria paniculata</i>	34

Invasive plant name	Page number
<i>Lilium formosanum</i>	70
Lippia	56
Lombardy Poplar	40
<i>Lonicera japonica</i>	54
Mock Orange	36
Mother In Law's Tongue	74
Mountain Ash	32
<i>Murraya paniculata</i>	36
<i>Mysiophyllum aquaticum</i>	76
<i>Olea europaea</i> ssp. <i>europaea</i>	64
<i>Olea europaea</i> subsp. <i>cuspidata</i>	64
Parrot Feather	76
<i>Pennisetum alopecuroides</i>	68
Pepper Tree	46
<i>Phyla canescens</i>	56
<i>Phyla nodiflora</i>	56
<i>Phyllostachys aurea</i>	38
<i>Phyllostachys nigra</i>	38
Pink Periwinkle	24
<i>Populus nigra</i> 'Italica'	40
Prickly Duranta	62
<i>Pyracantha</i> species	66
Racehorse Tree	50
Red Trumpet Vine	52
<i>Rhaphiolepis indica</i>	42
<i>Robinia pseudoacacia</i> 'Frisia'	44
<i>Sansevieria trifasciata</i>	74
<i>Schinus molle</i> var. <i>areira</i>	46
<i>Senna pendula</i> var. <i>glabrata</i>	48
Silver-leaf Cotoneaster	60
Swamp Foxtail	68
Taiwan Lily	70
<i>Thunbergia alata</i>	58
<i>Tipuana tipu</i>	50



12) Further information and additional resources

1. Your local nursery or garden centre -

Most employ trained nursery professionals or qualified horticulturists who are knowledgeable in regard to all aspects of plant selection.

2. Your local council or shire -

Have information about plants considered invasive in your local area and some good indigenous alternatives.

3. State Government -

Queensland Primary Industries and Fisheries have useful information about invasive plants.

Visit www.dpi.qld.gov.au for more information.

4. Australian Government -

Weeds in Australia Website. An excellent website with a good range of information, references, lists, databases and pictures and other resources. Visit www.weeds.gov.au for more information.

5. Weeds Australia via the Australian Weeds Committee -

A national website resource created by the Australian Weeds Committee to promote access to key weed policies, regulations, current issues, national initiatives, research, extension, training and personnel. Visit www.weeds.org.au for more information.

6. Nursery & Garden Industry Queensland (NGIQ) -

PO Box 345 Salisbury Qld 4107 Australia

Ph. +61 7 32777900

Fax. + 61 7 32777109

email: info@ngiq.asn.au

web: www.ngiq.asn.au

7. Nursery & Garden Industry Australia -

The Nursery & Garden Industry Australia is the national peak body for the nursery and garden industries in Australia. Their website provides useful information on invasive plants. Visit www.ngia.com.au and www.lifeisagarden.com.au for more information.

8. Queensland Murray-Darling Committee (QMDC) -

Provide natural resource management information and advice to local landowners and community members. Visit www.qmdc.org.au for more information.



Printed on recycled paper with
the environment in mind

ISO 14001 EMS



RECYCLED



RESPONSIBLE FORESTRY PRACTICES



PROCESS CHLORINE-FREE



Nursery & Garden Industry
Queensland

*A Guide for Gardeners in
Queensland Darling Downs*

