



*A Guide for Gardeners  
in Victoria*



Nursery & Garden Industry  
Victoria

grow me™



instead



**The Nursery Industry -  
Protecting Our Environment**



**Nursery & Garden Industry  
Australia**



1. Index and Acknowledgements
2. Introduction from the Ministers
3. Introduction
4. What is Grow Me Instead?
5. Establishing the criteria for Grow Me Instead
6. What you can do!
7. Controlling weeds
8. The Weeds and their alternatives
9. Further information and additional resources

## Acknowledgements

The 'Grow Me Instead' project was first initiated by the Nursery and Garden Industry of NSW & ACT ('NGINA') as a voluntary partnership with its member nurseries to encourage the removal from production and sale of plants known to be invasive in the natural environment.

This Victorian 'Grow Me Instead' booklet has been produced by NGIA in conjunction with the Australian Government. This Victorian edition has also been funded by the State Government's 'Tackling Weeds on Private Land' Program.

We sincerely thank all of the people who generously contributed their time and expertise and who provided a wealth of information towards the production of this booklet; with special thanks going to the members of the Victorian Invasive Plants Working Group.



Australian Government  
Department of Environment, Water, Heritage and Arts  
Mail: GPO Box 787, Canberra ACT 2601 Australia

**Australian Government** Phone: +61 (0)2 6274 1111

- The Nursery & Garden Industry would like to acknowledge the following for their assistance with the publication of this booklet and their on-going contribution to the battle against invasive plants and the Nursery Industry in Victoria. The Nursery & Garden Industry Victoria Invasive Plants Working Group consisting of:
  - David Blair – Shire of Yarra Ranges
  - Andrew Burrett (Lotus Water Gardens)
  - Dave Burt (Flametrees Nursery)
  - Robert Chin - NGIV
  - Teena Crawford (Smith & Gordon)
  - Peter Douglas (Scotsburn)
  - Daniel Joubert – DPI Frankston
  - Clive Larkman (Larkmans Nursery)
  - Steven Potts – NGIV CEO
  - Tim Sansom – Diggers Garden Company
  - David Smith (Bangalay Tubestock)
  - Roger Spencer – Royal Botanic Gardens (Melbourne) - Botanist
  - Helen Tuton – Sustainable Gardening Australia, Sustainable Garden Centre Co-ordinator
- Victorian Government – Department of Primary Industries. The DPI provided both expertise and funding for the development and distribution of this booklet.
- The Nursery & Garden Industry Australia through it's National GMI Committee – Delwyn Thomas (Project Manager), Robert Prince (Chief Executive Officer NGIA), Tracey Wigg (National PR and Communications Manager), Anthony Kachenko (National Environmental and Technical Policy Manager) and Robert Chin (NGIV).
- The Blue Mountains City Council for providing the section on controlling weeds. For further information and additional resources please contact (02) 4780 5000.
- The many people and organisations who contributed photographs used in this booklet.

## 2) Introduction from the Ministers

The nursery and gardening industry has joined with the Australian Government in the fight against invasive garden plants. In championing this initiative, Nursery and Gardening Industry Australia (NGIA) is taking a significant step forward in tackling one of the nation's most serious environmental problems – the spread of weeds.

The Grow Me Instead campaign is a great industry-driven initiative providing relevant local information to nursery operators and gardeners about plants which are potential weeds in their area and less invasive plants for gardeners to use.

This cooperation between the horticulture and nursery industries, the Australian Government and weed management bodies will help ensure horticulturalists and gardeners receive the information they need to combat the spread of weeds.

It is estimated that weeds cost the Australian agricultural industry around \$4 billion a year. The real cost of weeds to the environment is difficult to calculate, however it is likely to be at least equal to the cost to agriculture.

Of the almost 3000 introduced plant species now known to be established in the Australian environment, 65% are 'escaped' garden plants. An important step in preventing the spread of weeds is public education to help change attitudes and behaviours that contribute to the weed problem.

The Government is committed to investing in initiatives that have real on-ground benefits for the environment and for industry. We commend this initiative to you.

The Hon Peter Garrett AM MP

Minister for the Environment, Water, Heritage and the Arts

The Hon Tony Burke MP

Minister for Agriculture, Fisheries and Forestry



### 3) Introduction

The Nursery and Garden Industry in Australia employs about 45,000 people in some 22,000 businesses across the country. For many years the Industry has been conscious of their environmental responsibilities and they have been proactive in furthering educational programs, including those concerning invasive garden plants. Garden escapes are not a new issue: weeds have been around since the first settlers brought along reminders of 'home' to help them settle into a new and strange land. How strange the Australian landscape must have seemed then, and how natural it would have been for the settlers to want only the tried and true familiar garden plants of the British Isles. Despite the difficulties of creating a garden in the Antipodes, it took many years for the average Australian to appreciate the native flora of this great land.

Then, there were the early 'acclimatisation societies' who thought it a good idea to introduce plants and animals from the old country and also to spread Australian native plants from state to state.

Although great damage to the environment has occurred as a result of these indiscriminate introductions, this has not been solely the fault of the horticultural industry: certainly other industries have contributed. Graziers have imported new grasses and fodder crops and there were 'accidental' imports that came about unwittingly through inappropriate packaging, movement of plant and machinery, as seed in fodder and in ships' ballast.

However, the weed issue and who is actually responsible should not become a 'blame game'. Together we must seek to repair what damage we can and to work together as a community to prevent similar damage occurring in the future.

The Nursery & Garden Industry is actively participating in lessening the availability of invasive plants in Australia by preventing their production and sale. The Industry has recently established a greater understanding and cooperation with both State and Federal Governments, culminating in this important 'Grow Me Instead' booklet.

Greater awareness and education of the home gardener is a major part of the answer to this problem. By using the information in the 'Grow Me Instead' booklet as a guide and consulting with your local garden centre or plant nursery, you can help to minimise garden escapes and create a better environmental future for following generations of gardeners.

## 4) What is Grow Me Instead?

The original 'Grow Me Instead' booklet developed by the Nursery & Garden Industry NSW & ACT (NGINA) has now been extended as a national program by the Nursery & Garden Industry Australia (NGIA), in partnership with the Federal Government, to reduce the numbers and impact of invasive plants in Australia.

'An environmentally invasive plant' is just another term for a weed. Quite simply, a weed is any plant that poses a threat to the environment, adversely impacts human or animal health, or causes crop or stock losses. For most gardeners, many of the characteristics we most desire in garden plants are the same as those that make them weedy: i.e. plants that are fast growing and disease resilient and those which reproduce easily by the distribution of seeds or plant parts.

A modern definition of a weed is "a plant that requires some form of action to reduce its effect on the economy, the environment, human health and amenity".

Many of the plants that are now considered to be 'environmental weeds' were introduced by early settlers, or by gardeners and farmers who had little or no knowledge of their future impact on the native environment. It is only in recent years that this threat has become apparent.

Weediness is not confined to introductions from overseas. Some Australian native plants introduced from other regions, may impact adversely on the natural environment. Non-indigenous (i.e. not local) species may invade and displace species natural to that area or they may cross pollinate to produce new species which may in time alter regional biodiversity. Cootamundra Wattle (*Acacia baileyana*) is a good example of the former, while many eucalypts are known to interbreed.

Introduced species may sometimes be controlled in a foreign climate by various vectors such as small animals, insects, diseases or climatic conditions such as frost, thus reducing potential invasiveness.

To gardeners, farmers or botanists, the term 'weed' may mean different things. Pasture weeds reduce the productivity of agricultural land and may also have negative effects on human and animal health. Environmental weeds cause various problems in natural areas and ecosystems and the cost of control for both farmers and government is estimated at billions of dollars per annum.



## The purpose of this Grow Me Instead booklet...

is to identify common garden plants that have now become environmental weeds in your local area, and to suggest better, alternative plants that benefit garden diversity while lessening their potential to become weeds of the future.

Apart from nurseries, garden centres or the resources of the local botanic gardens, valuable information may be provided by the Bushcare division of your local council or shire or you may wish to check out their website. Here you will find lists of noxious weeds for the local area and contact details should you need further information regarding garden plant identification and approved methods of disposal.

## It is important to reduce the spread of environmental weeds because...

better and more effective management of invasive plants will help to reduce the high cost of chemical control, and to reduce the amount of time and energy lost in management of weeds in productive land for food crops, grazing land, cut flowers and forestry. Weed management in public spaces and on natural heritage land is costly, laborious and at times seems overwhelming.

## Invasive plants are defined and grouped as follows.

- 1. Noxious weeds** - are those legally declared as noxious plants by the various State or Territory Governments. The declaration of noxious weeds will vary from state to state and from region to region within a state. In general, most state legislation will say that declared noxious plants cannot be grown, sold or transported or transposed, and removal is required.
- 2. Weeds of National Significance ('WoNS')** - are some of the most significant weeds in Australia. All WoNS have been declared illegal in each state of Australia.
- 3. Environmental weeds** - plants that are or have the potential to impact the natural environment by destroying habitat or over-running indigenous species and altering local biodiversity. Many of our worst environmental weeds are garden escapes.
- 4. Agricultural & Horticultural weeds** - are those plants that have a negative effect on crop or animal production. This may be through the infiltration of weed seed in grain crops, burrs in wool production or weeds which make animals sick or cause death. In the horticultural industry, weeds within cut flower, fruit and vegetable crops can harbour pests and diseases which reduce productivity.

## 5) Establishing the criteria for Grow Me Instead

It has been very important to establish a set of consistent criteria which could be adhered to across all regions and states.

### A) The Invasive Plants

The Nursery & Garden Industry Victoria, in consultation with its members, State and Federal Governments, and interested environmental groups has developed a list of 27 invasive garden plants. There are several weed lists in existence provided by a variety of environmental and conservation organisations that often include species which are problems only in their local area. As such, including all garden escapes in a national list was considered inappropriate. Therefore, the 'weediness' criteria for inclusion in 'Grow Me Instead' were determined as follows.

1. The plant must be shown to be invasive across more than one area or part of the state.
2. It can be either an Australian native or imported (exotic) species.
3. The plant must be shown to or have potential to, damage the environment, human or animal health or create stock or crop losses.
4. The plant must be proven to have naturalised in bushland to the detriment of the natural environment.

This 'Grow Me Instead' list is not definitive for each area or region of Victoria. There may be other problem plants in your locality; most of these being included in lists prepared by your council or shire. In addition to the plants listed in 'Grow Me Instead', you should also be aware of your local problem plants.

### B) The Alternatives

Not all of the alternatives would be suitable across the broad range of soils and climates of Victoria. Therefore, consideration of these differences and adaptation to your local area or region will be necessary.

For this booklet to be of benefit in helping you select 'good' garden plants, it should be used as a guide to plant selection. In addition to the listed alternatives, there will be many other plant selections available to you at your local nursery or garden centre. Together with their help, expertise and guidance, you needn't have any fear that your garden will become an environmental hazard in the future.

Selection criteria for the 'non-weedy invasive plants' included:

- Must be recognised as **non-invasive**.
- Must be readily available to the gardening public.
- Must be reliable garden plants.

We have endeavoured to recommend at least one Australian native plant alternative for all of the invasive species listed in the booklet.



## The role of the nursery industry

In more recent years, the Nursery & Garden Industry has been environmentally responsible by encouraging the production of non-invasive plants that do not require copious amounts of reticulated water, fertiliser or other chemicals to thrive in the garden.

The Nursery & Garden Industry in Australia instigates accreditation programs among its members, and it continually strives to establish standards of excellence in plant production in order to provide trustworthy products.

The Nursery & Garden Industry provides information not only through publications such as the 'Grow Me Instead' booklet, but also through its education programs. Many educational and self-help programs are also offered by local nursery or garden centres.

Your **local** nursery or garden centre can assist you by:

- Helping with identification of suspected 'weedy' plants;
- Providing information concerning local invasive plants;
- Offering alternatives and naturally friendly plants;
- Providing information concerning good weed management, disposal of unwanted plant material, further preventing the spread in your garden and neighbourhood.

On a broader scale the Nursery & Garden Industry can assist by:

- Increasing public awareness through education programs;
- Promoting the sale of superior, alternative plants thereby reducing the number of invasive plants grown and sold;
- Working with government, with research organisations, the media and other key stakeholders to help reduce the distribution and sale of undesirable plants.



## 6) *What you can do!*

By checking the plants in your garden with the help of the 'Grow Me Instead' booklet you may identify plants you should replace, while at the same time find others you may enjoy growing more!

Your **local** nursery or garden centre plant specialists will have additional suggestions of plants proven to be successful in your area. Plants purchased in another region, no matter how lovely they are, may not always prove hardy in yours. Furthermore, by purchasing plants from another region you may unwittingly introduce another environmental weed!

It is also a good idea to consider your garden setting and to then make a list of the plants to fill your specific house and garden needs. For example, aspects of the house exposed to hot western sun will benefit from a deciduous tree to provide summer shade and will allow penetration of winter sun, while privacy from neighbours can be provided by carefully chosen hedging plants. Or you may simply want to create beds or borders of colourful flowers and dramatic foliage to enhance your home décor. All of these wishes and needs are valid and they will vary between gardeners.

Garden plants provide many useful purposes, and in time they will become an integral part of your environment, chosen to suit the architecture of both your home and your personal lifestyle. Good garden cultivation is your contribution to establishing a special microclimate and will help to protect and preserve the local environment.

In recent times, many new plant varieties have been introduced through modern production methods and the work of plant breeders, resulting in plants which are attractive and hardy but which are non-invasive. These may be plants which are sterile or rarely produce seed. Many new varieties have low water needs or are tolerant of the air pollution found in the urban environment. In this way the nursery industry is contributing to the elimination of damaging or invasive species.

Purchasing plants from markets and other sources such as 'car boot sales', as well as plant swapping and trading between friends may also result in inadvertent movement of declared or noxious weeds.



## Are you creating a weed problem in your area?

Are your garden plants 'jumping the fence'? Garden escapes are said to be one of the main sources of environmental weeds. Homeowners have a responsibility to protect natural resources.

Here are some simple ways to enjoy gardening without creating problems outside the garden fence.

- Recognise and remove plants known to be 'weedy' and destroy them responsibly, according to local council or shire regulations.
- Replace problem plants with non-invasive alternatives, as suggested by the 'Grow Me Instead' booklet or by your local nursery or garden centre. They will help identify any suspect invasive plants.
- When purchasing new plants for the garden read labels to establish good characteristics such as drought tolerance and non-weedy habit.
- Good gardening practices include removal of spent flowers that can set seed within your garden or spread to bushland.
- Do not dump green garden waste in neighbouring or public space as many plants can regenerate to become a nuisance.
- Do not dump spent cut flowers into the garden or on to adjoining property. Florists often use seed heads, vines and other plant parts that may establish in your garden.
- Never tip the water or plants from your aquarium into ponds, rivers or waterways. There are numerous, serious aquatic plants threatening rivers and waterways because of the thoughtless actions of some people.
- There are many good sources of information in regard to weeds and their control. See the back cover for a list.
- Think global – act local. Consider plants local to your area. Your local council or shire will be able to provide a list of indigenous plants for your garden.
- Encourage friends and neighbours to become involved as custodians of their environment by following the same guidelines.

## Native plants or imported species?

One of the most commonly asked questions at nurseries and garden centres is whether one should use native or exotic plants in the garden. There has long been discussion about this in gardening circles, and more recently the topic of using only locally indigenous or local area natives has become topical. The primary concern of most horticulturists is that gardeners should know the difference so that they may make informed choices.

Natives are, as the name suggests, those plants that occur naturally within Australia. Quite properly, they should be referred to as Australian native plants. Grevilleas, Eucalypts and Acacias are all examples. Of course, Australia is a big continent, so what is native to one area or region, may be very different to those found in another. Think for example, of native plants from the dry soils of Western Australia and compare them to the tropical rainforest plants native to Queensland – all Australian natives – but very different plants, with different growing requirements.

In recent years, plant breeders have hybridised many or been able to choose better or 'select' forms that have been sourced from plants growing naturally in the wild. Both hybrids and select forms will have improved characteristics to the parent species. It may be they flower more often or earlier in the season, they may produce better fruit, be disease resistant or they may have a longer life span.

Imported or so called 'exotic' plants are those originating elsewhere, not necessarily the 'exotic tropics' as some people may think.

Indigenous plants are plants that grow naturally in your local area. They are naturally occurring plants of the region and can be seen in local parklands, as remnant plants on roadsides or riverbanks and in local bushland.

Some Australian native plants become 'naturalised' or take over in an area where they would not normally occur such as Cootamundra Wattle (*Acacia baileyana*), Bluebell Creeper (*Billardiera heterophylla*) and Sweet Pittosporum (*Pittosporum undulatum*).

Of concern to some conservationists and indigenous plant enthusiasts is the possibility that some introductions may interbreed with local or indigenous plants, thus impacting on the local gene pool.

Most invasive plants are imported or introduced plants. One needs to be informed about these plant species which are the basis of the 'Grow Me Instead' program. However, it is fact that there are a far greater number of well behaved, imported garden plants that are not invasive.



**Working on the known statistic that 27,000 plants have been imported into Australia and some 2,700 of these are listed as environmental weeds, it is estimated that approximately 10% of the imported plants in our gardens are invasive.**

In modern horticulture, plants are bred, developed or selected for desirable traits such as hardiness, drought tolerance, long flowering season, larger flowers or fruits, their disease resistance and general appeal.

Of primary importance in selecting plant material for your garden is sourcing accurate information about the plant. We suggest that you ask for advice at your local nursery or garden centre.

Consult your local council or shire weeds officer if still in doubt!

Australian native plants have greater appeal today than in the past; they generally grow better because of the improvements made in their selection.

Indigenous species should be grown from seed sourced locally to be of best benefit in your locality.

Australian gardens today have become an eclectic mix of both native and imported plants, and can be complimentary to one another. Choosing one or the other is not the question; ultimately it is the gardeners choice!

Any plant should be acceptable to the Australian gardener so long as it is non-invasive and does not require copious amounts of water, fertilisers and other chemicals to survive.





## 7) Controlling weeds

### Using herbicides

Many of the weed control techniques suggested on this and the following pages involve the use of herbicides. Herbicides are poisons, and should be handled with the greatest respect. They can be absorbed very easily through the skin, by breathing the vapours, and by ingestion (eating or drinking).

By law, herbicides must be used strictly in accordance with the manufacturer's label. They should be kept well out of the reach of children, preferably secured in a locked cabinet. They should always be stored in the original labelled container.

#### USE OF HERBICIDE: SAFETY PRECAUTIONS

- Read the label before opening the container and follow the instructions.
- Wear protective clothing: long sleeves, long pants, sturdy shoes, gloves, eye protection.
- Always wear waterproof gloves. A respirator is advised when mixing or pouring the liquid.
- Do not eat, drink or smoke while using herbicide. Keep children and pets away.
- Wash skin and equipment afterwards. Wash contaminated clothing separately.
- Clean up any spills with large amounts of water; shovel up contaminated soil, dispose of it at the tip.



Bushcare Officers take no risks

### Types of herbicide

There are two widely used herbicides licensed for use at home: Glyphosate, sold under various trade names, including Roundup® and Zero® (which have different concentrations), and Triclopyr, sold as Tree, Blackberry and Woody Weed Killer (etc.).

### How herbicides work

Glyphosate is a systemic, non-selective herbicide. It inhibits the action of an enzyme, preventing the production of an amino acid essential to plant life and growth. It must be applied to green leaves, or directly to the plant's sapwood, which lies under the bark.

Triclopyr is a selective systemic herbicide for woody and broadleaf plants. It is a growth inhibitor which moves to the plant's roots, stops growth, and eventually leads to the death of the plant. Triclopyr can be applied to green leaves and to bark.

### Herbicides, waterways and steep land

Some of the chemicals which are added to herbicides are not safe to use near waterways. They have the potential to seriously affect the quality of aquatic ecosystems. If you need to remove weeds, particularly trees, within 20 m of any kind of watercourse, even a drain that runs only when it is raining, you should seek advice and assistance from your local council's environmental management department.

## Control of woody weeds

### CUT AND PAINT

Suitable for small to medium sized woody shrubs up to 10 cm in diameter (or larger if using a chain saw). See below for trees.

- Clear around the base of the plant.
- Cut the stem horizontally as close to the ground as possible, using secateurs, loppers, or a saw. Make sure there is no soil on the cut.
- Apply undiluted herbicide to the cut stem immediately. Squeeze, not squirt if using an applicator.
- Ensure there is no runoff of poison.
- Use as little herbicide as possible.

Clear ground and cut low: loppers & secateurs give the cleanest cut.



Apply the herbicide within seconds of cutting.



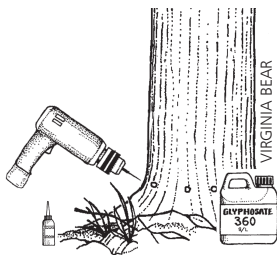
### TIPS

- Make cuts horizontal to prevent herbicide from running off the stump. Sharp angled cuts are hazardous.
- Apply herbicide immediately after cutting - within a few seconds, before plant cells close and translocation of herbicide ceases.
- If plants resprout, cut and paint the shoots after sufficient regrowth has occurred.
- Stem scraping can be very effective on certain woody weeds, e.g. Japanese Honeysuckle, Blackberry, vines and rhizomatous plants.

### STEM INJECTION

A method for weedy trees and large shrubs

- Use a cordless drill (9 mm bit), hammer and chisel, or brace and bit.
- Below any branches, drill or chisel holes round the base of the tree, into the sapwood, angled down at 45°, and at 5 cm intervals.
- Make the holes about 40 mm deep.
- Within a few seconds of drilling each hole, fill it with undiluted herbicide.
- Use this method only when falling branches, as the tree dies, will not be a safety hazard.

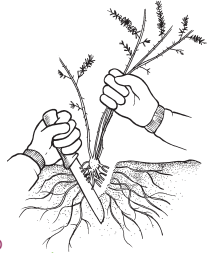




## HAND REMOVAL OF WEEDS

Suitable for seedlings, herbaceous weeds, many grass species.

- Before starting work, remove and bag seeds and fruit, and place in bin.
- If the weed has a tap root, push a narrow trowel or long knife deep into the ground beside the root. Loosen the soil. Work round the root and then work the plant out gently.
- Many plants which will not regrow from their roots (e.g. many grasses) can be crowned: see diagram to the right. Hold leaves and stems together, and use a knife to cut through all the roots below the 'crown'.
- Plants with bulbs, corms or tubers (e.g. *Watsonia*) may need deep digging to ensure complete removal. Bag bulbs, corms and tubers and send to the tip; do not compost.



crowning

## STEM & LEAF WIPING

This method is suitable for plants with bulbs, tubers, corms or rhizomes, e.g. *Watsonia*.

- Remove and bag any seed or fruit.
- Using a weed wiper, start at the base and wipe all the stems and/or leaves with a dilute mix of herbicide.
- If leaves have soil on them, wipers must be regularly washed out.



leaf wiping

Take great care when wiping: do not allow the herbicide to touch your skin or to run off into the soil, or to get on a non-target plant.

There are many control methods which are specific to certain weeds – e.g. large infestations where spraying, or covering to exclude light may be options. Contact your local nursery for up to date techniques.

## WHEN TO TREAT WITH HERBICIDE

- Apply herbicide when the plant is actively growing.
- Do not apply herbicide when the plant is under stress: extreme heat or cold, drought, waterlogging, or disease.
- Choose early morning or late afternoon in summer.
- Do not apply when wet or windy weather is anticipated.
- For many plants, especially bulbous plants and those which sucker, the best time is from summer to autumn.
- Treat deciduous plants in late spring or summer, when in full leaf.




## Control of groundcovers, vines & scramblers

### SCRAPE AND PAINT

This method is suitable for vines and scramblers with woody stems.

- Using a knife, and starting from the base, scrape 20 to 100 cm of leafy stem to expose the sapwood below the bark.
- Within seconds, apply herbicide to the scraped area.



scrape and paint

### TIPS

- Do not ringbark the stem: scrape about one third of the diameter.
- Stems larger than 1 cm in diameter can be scraped on both sides.
- Vine curtains can be cut at chest level, then again at about 30 cm. Scrape or cut and paint these stumps.
- Blackberry can be cut back to 1 m if there are plenty of leaves; then scrape and paint the cut stems.
- Pulling vines (especially twiners) out of trees and shrubs may do a lot of damage. They can be left hanging to die.

### By Law

Herbicides must be used according to the label, or according to Australian Pesticides and Veterinary Medicines Authority (APVMA) permits. If the plant on which you wish to use the herbicide is not named on the label, contact APVMA for permit information ([www.apvma.com.au](http://www.apvma.com.au)).

### THE DIG OPTION

On previous pages you will find advice on using herbicides to control weedy plants: often this causes minimal disturbance and less germination of seedlings.

However, if you have the energy and want to minimise herbicide use, you can often take the dig option, making absolutely sure that you remove all the parts of the plant from which it can regrow.

### TIPS

- Seedlings and small plants may be pulled by hand when the soil is moist.
- Try to stagger weed removal. Large areas of exposed soil are an open invitation to weed invasion and erosion, carrying weed seed into the bush.
- Mulch bare soil, and stabilise it by planting bush-friendly plants into it as soon as possible.



## Trees & Shrubs



### Cootamundra Wattle

*Acacia baileyana*



Photo: Lorna Rose

This very popular Australian native garden wattle is invasive outside its natural region. It has fine silvery-grey feathery foliage and soft balls of golden-yellow flowers. This species can cause 'genetic pollution', being able to hybridise with other indigenous species, such as the endangered Downy Wattle (*Acacia pubescens*), putting it at further risk of extinction.

#### HOW IT SPREADS

- The seeds are carried by ants, small mammals and humans and are very long lived in the soil.
- They have a high rate of germination especially after a bush fire or soil disturbance.

Avoid growing any weedy wattles. Visit your local garden centre or a specialist native plant nursery to source endemic, local wattle species.



### Golden Honey-myrtle

*Melaleuca bracteata* 'Revolution Gold'



Photo: Macbird Floraprint

This is a beautiful, golden-foliaged, Australian native shrub to 4 m by 2 m wide. Its golden foliage provides year round colour in gardens. An ideal screening shrub or feature specimen. In spring the creamy-yellow brushes are bird attracting. It requires little attention and will grow in a wide range of soils and garden conditions. Prefers an open sunny position and regular pruning to maintain shape and to encourage new growth.

## 8) The weeds and their alternatives



### Willow Leaf Wattle

*Acacia iteaphylla*



Photo: Macbird Floraprint

Versatile in its habit, growing to a height of 2–4 m with some forms upright, whilst others are pendulous and bushy. A profuse flowering of perfumed golden-yellow blooms in spring is followed by intermittent blooms throughout the year.



### White Sallee Wattle

*Acacia floribunda*



Photo: Lorna Rose

A small, fast growing long-lived evergreen tree living up to 30 years. Growing to a height of 6 m, it has drooping branches and pale yellow flowers in late winter-early spring.



## Box Elder

*Acer negundo*



Photo: Lorna Rose

This fast growing green leaf form was a popular street or shade tree. It is also used as an understock for other ornamental grafted maples. Silver and gold variegated forms will also revert back to this green form. They all grow to 9 m to form deciduous shade trees, however, due to their free seeding habit, they are regarded as major bushland invaders.



## Sycamore Maple

*Acer pseudoplatanus*



A long-lived, vigorous, deciduous tree that reaches 30 m high. This hardy species seeds profusely and can naturalise in fertile forests as well as roadsides, creeks and wetlands.

### HOW THEY SPREAD

- Produce masses of 'winged' seeds which are readily carried by wind.
- Seeds germinate rapidly in gardens, guttering, gaps in paving and driveways etc.
- Wind transfers them from garden to bushland, parks and reserves.

Removal of these invasive plants is both difficult and costly.



## Sensation Maple

*Acer negundo* 'Sensation'



Photo: Fleming's Nurseries

This variety is sterile and does not self seed. Growing to 9 m high with lovely bronze-burgundy growing tips that mature to medium green in summer and become bright red in winter. A beautiful shade tree once established and will tolerate heat and drought.



## Claret Ash

*Fraxinus oxycarpa* 'Raywood'



Photo: Lorna Rose

This sterile cultivar will grow 10–15 m high and is an ideal specimen tree for garden or street planting. A deciduous shade tree with leaves turning stunning deep claret red in autumn. Best planted in cool areas in fertile, well-drained soil. Will tolerate dry conditions once established and prefers full-sun.



## Callery Pears

*Pyrus calleryana* 'Glen's Form' Chanticleer®



Photo: Jackie Miles

This is a superb ornamental pear with dense green foliage that turns gold, plum and burgundy in autumn. Growing to a height of 11 m, it is a popular specimen tree in parks and gardens. This species can tolerate quite dry conditions as well as intermittently wet, heavy soils.



## African and European Olives

*Olea europaea ssp. europaea and cuspidata*



Hardy, long-lived, evergreen, small to medium trees which produce green or black fruits. African olives produce small spherical black fruits which are only edible by birds whereas European olives produce green and black oval shaped fruits which are harvested for the production of olive oil and table fruit. Unpicked fruit can be spread by wildlife and the resulting seedlings are extremely invasive. Feral olives impact on native vegetation over large areas of Australia.

### HOW IT SPREADS

- Unviable production trees left to grow wild produce fruit which is not managed.
- Fruit is attractive to and spread by birds and small mammals.

If you have fruiting olive trees and are not harvesting the fruit then have them removed.



## Dwarf Photinia

*Photinia glabra 'Rubens'*



A dense evergreen shrub to 5 m. New leaves are bright red, showy and mature to dark green. An ideal hedging plant that responds well to pruning. Thrives in full-sun to part-shade.

Photo: Macbird Floraprint



## Swan Hill Olive

*Olea europaea 'Swan Hill'*



This fruitless olive grows to 6 m high by 6 m wide. It was discovered growing in an orchard near Swan Hill Victoria. Grows best in full-sun and freely drained soils.

Photo: SW DWLBC



## Red Flowering Eucalyptus

*Corymbia ficifolia*



Formerly known as *Eucalyptus ficifolia*.

This flowering gum to 9 m is one of the most widely cultivated of all eucalypts both in Australia and overseas. In recent years, a number of grafted eucalypts (between *Eucalyptus ficifolia* and *Eucalyptus ptychocarpa*) have become available through nurseries. Grafted specimens to 5 m produce an abundance of decorative flowers with guaranteed colour. Ask at your local garden centre for the best cultivars for your garden.

Photo: Macbird Floraprint



## Willows *Salix spp.*

Willows were introduced to Australia for stabilising watercourses and road fill and as garden ornamentals. Most willows are declared noxious weeds in Victoria and are Weeds of National Significance (WoNS) except Weeping willow *Salix babylonica*, Pussy willow *Salix reichardii* and *Salix calodendron*. Care should be exercised when planting any willow as it has the potential to become invasive.



### Grey Sallow or Pussy Willow

*Salix cinerea*



Photo: Macbird Floraprint

Shrub or small multi-stemmed tree to 12 m. Considered to be one of the most invasive species of willow. It is invasive in swamps, drainage lines and other moist sites.



### Basket Willow

*Salix rubens*

Trees up to 16 m high. By far the most widespread and abundant willow in Australia and was originally planted for stream stabilisation. It spreads almost exclusively by plant parts.



### Black Willow

*Salix nigra*

Deciduous, rapidly-growing tree to about 20 m high with up to four trunks.

#### HOW THEY SPREAD

- These trees are either male or female. Flower spikes (catkins) appear with leaves in spring. Male catkins are yellow whereas female catkins green. Seeds spread by water and new trees can sprout from broken branches. Major weed of streams and river banks and can impede river flow and alter riparian ecosystems.





## River Sheoak

*Casuarina cunninghamiana*



Photo: Macbird Floraprint

This stately tree up to 30 m high is often seen along rivers and streams. Fast growing, it is widely recognised as an important tree for stabilising riverbanks and for soil erosion prevention. This species is useful for windbreaks, is frost tolerant and is ideal for windy sites and coastal areas.



## Snow Gum

*Eucalyptus pauciflora*




Photo: Macbird Floraprint

Native to the Snowy Mountains and Victoria, this evergreen species reaches 20 m. It is very long-lived, can withstand snow and ice, and prospers in well-drained soils at higher altitudes. Profuse nectar-rich white blossoms from spring to summer.



## Silky Oak

*Grevillea robusta*



Photo: Macbird Floraprint

This semi-deciduous fast-growing Australian native tree grows to 30 m and is the largest of all Grevillea species. Golden nectar-laden flowers to 15 cm long are produced in abundance during spring. This species prefers a rich well-drained soil and full-sun for maximum flower development. The fern-like leaves are easily recognised and the bark is grey and deeply fissured. Bird attracting.



## Yellow Bamboo

*Phyllostachys aurea*

## Black Bamboo

*Phyllostachys nigra*



Photo: Bamboo Downunder

Cultivated as ornamentals by unsuspecting gardeners, these two varieties are very invasive weeds in gardens, bushland and wasteland. Highly competitive, they create an impenetrable network of roots, heavy leaf litter and dense shade that can displace native plants.

### HOW THEY SPREAD

- Bamboo is often dumped in bushland. They send their invasive rhizomes (roots) underground and can travel many metres.

Please note: Any type of running rhizomatous bamboo is to be avoided. Choose clumping bamboo instead.



## Slender Weavers Bamboo

*Bambusa textilis gracillis*



Photo: Bamboo Downunder

This species originates from southern China and can reach 6 m in height. This upright clumping bamboo has small leaves and is an excellent pot or container plant. Can be grown next to ponds or places where other bamboo species would become waterlogged.



## Chinese Goddess Bamboo

*Bambusa multiplex 'Riviereorum'*



This non-invasive clumping variety from southern China can reach 2 m in height. It is a striking bamboo with very small leaves on slender culms. Like most bamboos, it will grow in a range of conditions. It makes an ideal container specimen.

Photo: Bambootique



## Bamboo - Aphonse Karr

*Bambusa multiplex 'Alphonse Karr'*



This non-invasive, mid-sized bamboo from southern China will grow to 3 or 4 m in height. Its upright yellow culms are striped with green forming a broad-headed clump. New culms developed in summer and autumn shed their bamboo sheaths revealing a beautiful fresh yellow. Exposure to sunlight subsequently turns the culms a reddish colour. It makes an excellent screen, hedge or container specimen.

Photo: Bambootique



## Polygala, Milkwort

*Polygala myrtifolia*



Photo: SA DWLBC

This South African shrub to 2 m high is widely naturalised across southern Australia and has become invasive in coastal areas. These shrubs are most readily recognised by their mauve-purple, pea-shaped flowers produced throughout most of the year, predominantly during spring. Flowers develop two-celled flattened seed capsules that ripen from green to papery brown. Whilst the plainer form with greenish lower petals is frequently observed as weedy, the showier cultivar 'Grandiflora' with larger flowers and purple lower petals has also been observed readily spreading from plantings.

### HOW IT SPREADS

- Seeds are spread by water, birds, ants, dumped garden waste, and even equipment used at the beach, such as surfboards and towels.
- The seeds are long lived and can germinate in heavy shade. Germination usually takes place in autumn, but it can happen at any time providing sufficient moisture is available.



## Dazzler

*Polygala x dalmaisiana 'Dazzler'*



This non-invasive form of Polygala is an ideal alternative to the invasive species. It is a delightful compact small shrub that grows 1.5 m high by 1 m wide with striking purple pea flowers for most of the year. Grown best in full-sun to part-shade.



## Lasiandra

*Tibouchina urvilleana* 'Alstonville'



Photo: Lorna Rose

A sturdy evergreen shrub to 6 m high by 4 m wide, with large showy, purple-violet flowers in autumn. Fast-growing, this species is an ideal feature or privacy plant. There are numerous selected cultivars available which offer variable flower colours and height. Ask at your local garden centre for the best local cultivars.



## Mint Bush

*Prostanthera* species



Photo: Macbird Floraprint

These hardy, erect, Australian native bushy shrubs to 2 m high produce masses of spring and summer flowers in shades of blue, mauve or purple. Most species have aromatic foliage, are fast growing and frost and drought tolerant. There are numerous species of mint bush available. Seek advice at your local garden centre for the best species for your garden.



## Spanish Heath

*Erica lusitanica*




Photo: Jackie Miles

This fast growing, long-lived, erect woody shrub grows to 2 m high. It is densely covered in green needle-like leaves and produces masses of pendulous pink-white flowers between the leaves singly or in clusters. It can produce millions of tiny seeds that can rapidly spread along roadsides and drainage lines via water, wind and machinery invading coastal woodland, grassland, heathland, forests and riparian vegetation.

### HOW IT SPREADS

- Tolerates drought, grazing and trampling by animals.
- Roots readily sucker and spread.
- Seeds are spread by wind, water, soil, machinery and dumped garden refuse.
- Seeds remain viable in the soil for many years.



## Common Heath

*Epacris impressa*



Photo: Macbird Floraprint

A slender, upright shrub to 1 m with tubular flowers from late autumn to late spring. Densely packed flowers up to 25 mm long are arranged singly in the leaf axils around the stem and assume a cylindrical brush-like appearance. Common Heath has many colour forms including pure white, pale pink, rose pink, crimson, scarlet and rare double flowered forms. The pink form is proclaimed as Victoria's floral emblem.



## Paynes Thryptomene

*Thryptomene saxicola* 'Paynes Hybrid'



A small, hardy, evergreen shrub to 1 m that has aromatic foliage. It has masses of dainty, pale-pink flowers which are borne along branches throughout winter and spring. Ideal in cottage gardens and as an informal hedge. Sought after in floral arrangements.

Photo: Macbird Floraprint



## Wild Fuschia

*Correa* species and cultivars



Native evergreen shrubs ranging in size from prostrate to medium in size and form. Most *Correas* flower from winter to spring and are favourites of nectar-seeking birds. Some have bell-shaped flowers while others are tubular with protruding stamens. Most *Correas* are drought and frost hardy. They require well-drained soil and prefer full-sun. Some species flower in semi shade.

Photo: Macbird Floraprint



## Butterfly Bush, Summer Lilac

*Buddleja davidii*



Photo: Lorna Rose

Who would think that this plant with its delightful name would become an environmental weed?

Arching stems carry sprays of fragrant tiny gold-throated, mauve flowers in spring and summer. As the name suggests, it attracts butterflies.

A tough, vigorous plant from 3–5 m high, it was commonly planted as a quick growing privacy plant.

### HOW IT SPREADS

- Seeds are spread by wind and water.
- Dumping of garden prunings that may easily take root.
- This plant grows readily in damp areas to create shady thickets crowding out natural species and destroying habitat.



## Californian Lilac

*Ceanothus 'Blue Pacific'*



Photo: Habitat Plants

This attractive evergreen shrub has masses of rich, deep blue flowers in dense clusters during summer through to autumn. It is a hardy and rapid growing shrub to 3 m high by 2 m wide. Prefers full-sun to partial shade, this drought tolerant species is ideal for informal hedges. To maintain compact growth, prune lightly after flowering.





## Snowball Tree

*Viburnim opulus (sterile)*



This is a popular, large 'old world' deciduous shrub to 5 m high by 5 m wide with hydrangea-like large rounded heads of white flowers in spring that resemble snowballs. The maple-like leaves colour brilliantly in autumn in shades of yellow-red or red-burgundy depending on the soil and local conditions. This plant is sterile.

Photo: Macbird Floraprint



## Native Hibiscus

*Alyogyne huegelii*



One of the fastest growing and most attractive mid-sized evergreen native shrubs from 2.5–3 m high. Flowers are pale mauve to purplish with reddish-purple throats from late spring to the end of summer. Like other members of the hibiscus family, the flowers open in the morning and last one day. The foliage is dull green, hairy and deeply lobed. Prefers full-sun and good drainage. Prune after flowering to keep growth compact.

Photo: Macbird Floraprint



## Arum Lily

*Zantedeschia aethiopica*



Photo: Lorna Rose

This white lily with large spathes is widely used as a cut flower. However, the plants of the Arum lily will engulf gutters, streams, waterways and wetland bogs. It is now a widespread environmental weed. The green form called 'Green Goddess' is also invasive and can be found clogging up natural waterways.

### HOW IT SPREADS

- These plants produce prolific amounts of seed that wash down gutters and streams and readily germinate. Birds and small mammals also disperse the seeds through their droppings. These plants produce several small rhizomes (roots) that are easily spread in contaminated soil. Any moist soil will be quickly infiltrated.

Although these are popular cut flowers, the use of this plant must be discouraged for the home garden. Its spread must be stopped.



## Bird of Paradise

*Strelitzia reginae*



Photo: Macbird Floraprint

This South African native is a member of the banana family. An evergreen perennial that will reach 1.5 to 2 m in most situations. It is grown for its spectacular flowers and used all over the world for cut flower arrangements. It requires full-sun to part-shade, warm temperatures and is extremely drought tolerant. Keep them crowded in pots for maximum number of blooms.



## Purple Flag Iris

*Patersonia sericea*



Photo: Macbird Floraprint

A small plant with tufts of upright, grass-like leaves. It flowers for long periods during late spring to summer with purple, pale pink, white or blue three-petaled flowers. Use as border plants in a cottage garden, in rockeries or amongst dwarf shrubs in a native garden. Suited for mass planting in semi-shade to full-sun. Mulch well and don't allow the roots to dry out



## Calla Lilies

*Zantedeschia elliottiana and rehmanni*



Photo: Macbird Floraprint

Though closely related to the Arum lily, they are not regarded as invasive. Calla Lilies are available in a wonderful range of colours of pink, cream and burgundy to purple-black. With care in the selection of growing position and cultivation, they will provide a wonderful show of flowers in the garden or in containers. When picked as cut flowers for a vase or bouquet Calla's make a wonderful and artistic statement.



## Rockrose

*Cistus* spp. (inc. *incanus*, *ladanifer*, *monspeliensis*, *salvifolius*)



Photo: Lorna Rose

Small to medium-sized, evergreen, flowering plants. There are several varieties in cultivation, however few of the natural forms are considered weedy in Victoria. The flowers are individually short-lived and come in a variety of colours including white, pink, mauve or reddish-purple. They thrive in most situations.

### HOW IT SPREADS

- These weedy *Cistus* species are prolific growers and seeders. They tend to invade disturbed bush areas and are listed as a major threat to grazing areas.

Many *Cistus* species are also known to affect asthma sufferers.



## Gardenia

*Gardenia augusta* 'Florida'



Photo: Macbird Floraprint

A stunning evergreen shrub to 0.9 m. It has dark green glossy leaves and exquisite, highly fragrant white flowers from late spring to early summer. Spot flowers often continue throughout the autumn months. This species prefers full-sun or part-shade, and thrives in rich organic well-drained soils. To maintain compact growth, keep trimmed after flowering. Apply adequate moisture during the warmer months.



## Grevilleas

*Grevillea species and cultivars*



Photo: Macbird Floraprint

Among the highly recommended varieties are 'Royal Mantle', 'Bronze Rambler', 'Bedspread' and 'Gin Gin Gem'

All are fast growing ground cover plants ideal for mass planting and covering of large areas. The red toothbrush flowers occur in spring and autumn. These species grow to about 0.3 m high x 2 m across and are frost tolerant. Grown as 'living mulch', they will trail over banks or walls and attract nectar-feeding birds. Mass planting is highly recommended.



## Red Robin-breast Bush

*Melaleuca lateritia*



Photo: ANBG

An erect and sometimes open shrub rarely exceeding 1.5 m. Spikes to 9 cm long of orange-red flowers, borne on the older wood on small lateral growths. Normally the main flowering period is summer, however it can extend into autumn and even early winter. Attractive to honeyeaters in the garden. A great specimen shrub or planted as a group. Regularly prune to maintain compact habit.



## Agapanthus

*Agapanthus praecox ssp. orientalis*



Photo: Macbird Floraprint

A clump-forming plant with deep green strappy leaves. Used as a border plant, to stabilize low banks and planted by farmers around properties as a fire retardant.

They are known to invade roadsides, bushland and waterways. Agapanthus are grown for their hardiness and striking blue, blue-purple and white flowers heads on 1 m stems. Flowers appear in November and December.

### HOW IT SPREADS

- Often spread by dumping garden waste.
- Each flower head can develop hundreds of seeds which are spread by wind, water and soil.

TIP: Removing spent flower heads immediately after flowering can avoid seed spread.

Ask at your local nursery or garden centre for advice about **many superior** and non-invasive varieties of Agapanthus.



## Dwarf White Agapanthus

*Agapanthus praecox ssp. oritanicus 'Snowstorm'*



Photo: Macbird Floraprint

This dwarf Agapanthus grows to 40 cm high. With an almost complete absence of seed, it's considered non-invasive. During early summer it produces masses of compact, white tubular flowers. It is ideal as a low border plant, in cottage gardens or as a hardy container plant. An excellent cut flower.



## Swamp Lily

*Crinum pedunculatum*



Photo: Lorna Rose

This Australian native plant has rosettes of broad leaves and clusters of white, highly fragrant flowers on 1 m stems. Flowers appear from November to March. An extremely hardy specimen, it thrives in full-sun or dappled shade. It is mildly frost tolerant and can withstand poor drainage and clay soils.



## Blue Flax Lily or Paroo

*Dianella species and hybrids*



Photo: Macbird Floraprint

There are 15 species of *Dianella* found across Australia. These hardy plants with fine strap-like leaves to 0.6 m high have blue, purple or white star-shaped flowers which appear in spring and summer. Flowers are followed by decorative blue berries containing shiny black seeds. Ask your garden centre for advice about the best *Dianella*'s for your garden.



## Bulbous Plants

There are a number of bulbous plants that have become invasive, largely as a result of dumped garden waste. Some of these plants are behaving aggressively whilst others are adventitiously taking advantage of the growing conditions to naturalise.

The most aggressive of these are the *Watsonia* species, the Formosa Lily, *Gloriosa* Lily and *Montbretia*. Other bulbs that may adventitiously naturalise are *Freesias*, *Tritonias* and *Gladioli*.



### Watsonia

*Watsonia meriana* var. *bulbillifera*




Photo: Ros Shepherd

*Watsonia* is native to South Africa and has been cultivated in Australia for more than 150 years. It has become a serious weed in moist regions where it colonises creek banks, remnant forest and roadsides. It is a sun-loving herbaceous perennial to 2 m which holds its orange flowers on a tall spike above the foliage. It was introduced as an ornamental and was popular because of its hardiness and bright flowers.

#### HOW IT SPREADS

- *Watsonia meriana* var. *bulbillifera* does not produce seed but spreads by cormels (bulbs) that develop along the flowering stem. Cormels are spread by water.



### Blue Flax Lily or Paroo

*Dianella* species and hybrids



Photo: Macbird Floraprint

There are 15 species of *Dianella* found across Australia. These hardy plants with fine strap-like leaves to 0.6 m high have blue, purple or white star-shaped flowers which appear in spring and summer. Flowers are followed by decorative blue berries containing shiny black seeds. Ask your garden centre for advice about the best *Dianella*'s for your garden.





## GyMEA Lily, Spear Lily

*Doryanthes excelsa*



Photo: Macbird Floraprint

Australian native perennial lily with rosettes of large sword-shaped 1 to 2 m long mid-green leaves. In spring and summer they have spectacular large, compact heads of nectar-filled, blood-red flowers atop tall, thick stems to 5 m high. A very hardy garden plant for most climates. Grows best in full-sun to part-shade. The flowers and leaves are both highly sought after for flower arranging.



## Spiny Headed Mat Rush

*Lomandra longifolia*



Photo: Macbird Floraprint

This is a small tufted perennial rush with long strap like green leaves to 1 m. A tall, slender, yellow flower spike appears from the leaf base in the early growing season and persists for many weeks. As the spike matures, the structure is replaced by a tan, fruit-bearing shaft, composed of attractive clusters of small nutlets. This species is extremely hardy and tolerant of climatic extremes and most soil conditions. Widely grown for soil stabilisation.



## Grasses

Mainly chosen because of their various architecturally interesting forms and drought hardiness, yet many of them are considered invasive. Mislabelling with incorrect species names has been an occasional problem. To reduce further spread of invasive grasses, seek professional advice at your garden centre, read all labels carefully and avoid purchasing from any other source. There are many native Victorian grasses commercially from your local garden centre which provide a safer alternative.



### Fountain Grass

*Pennisetum setaceum*



Photo: Macprint Floraprint

A tall perennial grass, forming tufts to 1 m high. Arching, thin, leathery leaves 20–30 cm long with prominent veins running lengthways. Flowers are small and occur in pink or purple, bristly, upright spikes at the ends of bamboo-like canes. Fruit are small and dry with long, showy bristles.



### Nassella Grasses

*Nassella species*



Many of these grasses look native and are often mislabelled as native *Stipa* species. Several of these species have become invasive, particularly Serrated Tussock (*Nassella trichotoma*) and Mexican Feather Grass (*Nassella tenuissima*). Serrated Tussock is a Weed of National Significance and is prohibited for sale in Australia.

#### HOW THEY SPREAD

- Seeds are readily spread by humans, wind, animals and water. They are commonly seen along roadsides, displace natives and increases fire risk.



## 'Purple Fountain Grass'

*Pennisetum advena 'Rubrum'*



Photo: Colourwise nursery

This sterile hybrid is a showy and popular ornamental perennial grass. It grows rapidly in dense clumps of burgundy coloured foliage up to 1.5 m high with arching purple-pink flower plumes in summer. The blooms are foxtail-like, are displayed above the foliage and produced in warm weather. A very hardy grass species that can tolerate periods of drought and light frosts.



## Blue Flax Lily, Paroo

*Dianella species and hybrids*



Photo: Macprint Floraprint

There are 15 species of *Dianella* found across Australia. These hardy plants with fine strap-like leaves to 0.6 m high have blue, purple or white star-shaped flowers which appear in spring and summer. Flowers are followed by decorative blue berries containing shiny black seeds. Ask your garden centre for advice about the best *Dianella*'s for your garden.



## Kangaroo Grass

*Themeda triandra*



Photo: Macbird Floraprint

This is a tufted perennial that can grow to 1.5 m high by 0.5 m wide. Its leaves are 10–50 cm long and 2–5 mm wide, green to grey drying to an orange-brown in summer. The flowering period is from December to February. It produces distinct large red-brown spikelets, which occur on branched stems. This attractive grass can be used as an ornamental in rockeries, as part of a native habitat garden, or can be grown in a more formal garden for its interesting colour and texture. It grows in full-sun to part-shade on sandy to clay soils and needs little water once established.



## Pampas Grass

*Cortaderia jubata*



Photo: Delwyn Thomas

This is tussocky perennial to 4.5 m high. Leaves to about 2 m long with a prominent midrib and sharp edge of forward facing short teeth. Native to Argentina, Bolivia, Ecuador and Peru. It has a large pink to pale purple plume-like seedhead to 90 cm long which is held on hollow jointed stems well above the arching leaves. The flowers appear in January to April. It was introduced as an ornamental and is now considered a major weed species.

### HOW IT SPREADS

- Seeds are wind borne for many kilometres. Also spread from whole plants dumped into bushland and along stream banks.



## Gynea Lily, Spear Lily

*Doryanthes excelsa*



Photo: Macbird Floraprint

Australian native perennial lily with rosettes of large sword-shaped 1 to 2 m long mid-green leaves. In spring and summer they have spectacular large, compact heads of nectar-filled, blood-red flowers atop tall, thick stems to 5 m high. A very hardy garden plant for most climates. Grows best in full-sun to part-shade. The flowers and leaves are both highly sought after for flower arranging.



## Dianella Goddess

*Dianella caerulea 'Goddess'*



Photo: Macbird Floraprint

A larger form of Dianella, it has broad cascading leaves up to 1.2 m high with a spread of 1.5 m. This frost hardy species thrives in full-sun to part-shade and takes on a more weeping effect as it matures. Tall stems of blue, starry flowers are followed by blue berries from spring to summer. Frost hardy, it prefers full-sun to part-shade. It can be planted in gardens or containers in a semi-indoor position. Leaves are sought after in floral arrangements and have excellent vase life.



## New Zealand Flax

*Phormium tenax hybrids and cultivars*



Photo: Macbird Floraprint

These New Zealand native plants, with strap like leaves to 1.5 m high and 1 m wide provide great structural contrast in the garden. They are hardy species and often planted on median strips, in public gardens and rockeries. The flowers are orange-red and held upright on a tall stalk above the leaves. Most prefer full-sun but will tolerate almost full-shade. The colour of the variegated cultivars may fade in heavy shade.



## Berried Plants

Gardeners often choose trees and shrubs with showy persistent berries for winter colour in their gardens when flowers are scarce. Unfortunately these berries often attract birds and small mammals that unwittingly aid the spread of these unwanted plants into bushland and open spaces.



### Cotoneaster

*Cotoneaster species*



Photo: Delwyn Thomas

These common shrubs grow from prostrate to 4 m and were commonly used as hedging plants due to their vigorous nature. They produce clusters of white flowers during spring and summer followed by red berries which hang on the branches for months after flowering. These plants have become widespread weeds in bushland and farming land. Prostrate forms sold as ground covers or rockery plants do not appear to be invasive.



### Firethorn

*Pyracantha species*



Photo: Delwyn Thomas

Vigorous evergreen shrubs to 4 m high that produce prolific clusters of white flowers followed by red, orange or yellow berries. These species were commonly planted as hedges. Pyracantha and Cotoneaster species are often confused with each other. Cotoneaster species are similar but lack thorns.



## Flowering Crab Apples

*Malus hybrids and cultivars*



Photo: Macbird Floraprint

Decorative, deciduous, highly ornamental, medium size trees grown for their prolific spring blossom and persistent, showy red crab apples in autumn and winter. Colours range from white to deep cerise and reddish-purple. They are often used as feature trees, in avenue plantings and provide wonderful summer shade.



## Bottlebrush

*Callistemon 'Kings Park Special'*



Photo: Macbird Floraprint

A small bushy Australian native tree to 5 m high with attractive weeping branches and grey-green leaves. Deep red bottlebrush flowers are grouped together in bunches and produce a spectacular display. There are many other Bottle Brushes to choose from which produce bright red flowers and attract and feed native honeyeaters. Ask at your local garden centre for the best cultivars for your garden.



## Pin Cushion Hakea

*Hakea laurina*



Photo: Macbird Floraprint

An upright shrub or small tree to 5 m high with a compact, rounded head and flowers freely each year on the well-ripened wood. The rounded pin-cushion flower heads are soft cardinal or cherry red, with projecting long styles, white to pale pink on aging. They are lightly perfumed and attractive to bees and nectar feeding birds and insects. Grows in a range of environments but prefers drier soils and good sunlight.



## Broad Leaf Privet

*Ligustrum lucidum*



photo: Delwyn Thomas

A very common, evergreen tree to 10 m high, found in moist, nutrient rich sites such as gullies, on roadsides and in home gardens. It has large dark green leaves and produces small, white, strongly scented flowers, mostly in summer. Easily recognised by sprays of purple-black berries which occur in autumn and winter.

Berries which contain seeds are eaten by birds and readily dispersed. Berries can also be spread by water.

Special note: May be confused with the native Lilly Pilly (*Acmena smithii*) which has oil glands in its leaves.



## Small Leaf Privet

*Ligustrum sinense*



Photo: Robert Chin

An evergreen tree to 5 m high. Compared to the Broad Leaf Privet, it has smaller leaves and is more slender in appearance. It produces white, strongly scented flowers in late winter and spring, followed by distinct dark purple-black berries. Berries containing seed are readily dispersed by birds and water.

Special Note: May be confused with the native Grey Myrtle (*Backhousia myrtifolia*) which has oil glands in its leaves.

There are other variegated, less invasive forms often used for hedges.

Lilac *Syringia vulgaris* is still often grafted onto privet understock.





## Escallonia

*Escallonia bifida*




Photo: Macbird Floraprint

An upright, evergreen shrub or small tree to 5 m high. Its dark green leaves are finely toothed and glossy on the upper surface. It has a low branching trunk which makes it very suitable for hedging. Dense clusters of white flowers are borne in late spring to early winter. This species grows in full-sun to part-shade in well-drained soil.



## Japanese Box

*Buxus japonica*



Photo: Macbird Floraprint

Large evergreen shrub to 3 m high by 2 m wide. This vigorous species can adapt to most soils with good drainage and can survive periods of drought. Although it grows best in full-sun to part-shade, it can survive in almost full shade. Flowers are inconspicuous. With small, dense shiny rounded leaves, this species is commonly used in hedging and topiaries.



## Screen Master Pittosporum

*Pittosporum tenuifolium* 'Screen Master'




Photo: Warner's Nurseries

A vigorous, bushy, upright evergreen shrub that can grow to 6 m high. This species prefers full-sun to part-shade and grows best in freely drained soils. Keep moist when establishing and during dry periods. Fast growing (up to 1 metre per year) making it an ideal privacy or screening plant.



## Cherry Laurel

*Prunus laurocerasus*



Photo: Delwyn Thomas

A large evergreen shrub or small tree to 6 m high with lustrous deep green leathery leaves which are glossy on the upper surface. The veins are distinctly yellow. It has strongly scented tiny creamy white flowers in spring. It is known to invade sensitive forests where it shades out and replaces native species, reduces biodiversity and degrades habitat for native fauna. The leaves, seeds and fruits are highly toxic to humans and may be an irritant to skin and eyes.

### HOW IT SPREADS

- Clusters of cherry-sized succulent berries ripen from green to purplish black through summer and autumn and are spread by birds.



## Magnolia Little Gem

*Magnolia grandiflora* 'Little Gem'



Photo: Macbird Floraprint

An evergreen small tree to 10 m high. Suited to full-sun and part-shade, it has a dense growth habit and glossy dark green leaves with a rusty-brown colour on the underside. Produces large saucer-shaped, creamy white perfumed flowers in spring and summer. It is highly prized for its use as cut foliage for florists. An ideal specimen plant in courtyards and container gardens and an ideal informal hedge.



## Laurustinus

*Viburnum tinus*



Photo: Macbird Floraprint

Hardy, evergreen bushy shrub with masses of small pinkish white flowers followed by small blue-black berries. It is an excellent hedge or screen plant. Tolerates wind, shade, drought and frost. Also suitable for coastal areas and is fire retardant. Grows to 3 m high by 2 m wide. There are many other Viburnums that will thrive in Victorian gardens. Ask your local garden centre for recommended species and cultivars.



## Elaeagnus

*Elaeagnus macrophylla*



Photo: Yarralumla Nursery

A large, spreading, evergreen shrub to 3 m high by 3 m wide. It has a moderate growth rate and will form an excellent long-lived hedge. Silvery fragrant flowers appear in autumn, followed by red scaly fruit. There are excellent variegated forms available.



## Common Holly

*Ilex aquafolium*




Photo: Fleming's Nurseries

This evergreen shrub to small tree is slow growing when young but can reach a massive 20 m at maturity. Glossy, dark-green leaves are spiny and sharply toothed. Bright-red winter berries occur only after pollination between male and female plants.

### HOW IT SPREADS

- Birds and small mammals ingest berries and the seed is dispersed.
- Plants can spread by suckering and layering.

Seedlings and maturing plants are difficult and costly to remove. While red berried plants add interest and texture to the garden, it is best to avoid these species that so readily naturalise in bushland.



## Fragrant Olive, Holly Osmanthus

*Osmanthus heterophyllus*



Photo: Lorna Rose

This large shrub is similar in looks to holly, with mid-green, finely toothed leaves and small white flowers that are highly scented in the evening. Osmanthus will grow to 4 m and will grow well in shady areas.



## Sasanqua Camellias

*Camellia sasanqua* and cultivars



Photo: Lorna Rose

These hardy, evergreen shrubs are available in a wide range of heights, colours and forms. Single and double blooms in light to deep pinks, white, red and many bi-colours are available. Choose from sun hardy or shade tolerant varieties. They are frost and droughts tolerant once established and are suitable as a container, hedging or specimen plant. Seek advice at your garden centre for the best Camellias for your garden.



## Sweet Viburnum

*Viburnum odoratissimum*



Photo: Lorna Rose

Evergreen, fast growing shrub or small tree to 6 m. Leaves are large, shiny and leathery. Flowers are white, star-shaped and fragrant in clusters followed by bright red fruit. Suitable as an informal hedge or screen. Grows in full-sun to semi-shade and can be clipped or pruned. Used as cut foliage for flower arrangements with a long vase life.



## Sweet Pittosporum, Native Daphne

*Pittosporum undulatum*




Photo: Macbird Floraprint

A native east Australian tree that grows 12 m high by 7 m wide. It has coarse grey bark and glossy green elliptical leaves. The small, white, highly fragrant flowers occur in spring and early summer. Flowers are followed by orange-tan berries in autumn, which can persist for several months. It is a hardy and adaptable plant which can withstand extended dry periods once established.

### HOW IT SPREADS

- It has become very invasive in home gardens and bushland, colonising moist areas such as gullies and areas of disturbed soil. It grows rapidly and quickly competing with native vegetation. Its berries are attractive to birds and can be carried quite far from the parent plant. It has become an environmental weed in high rainfall areas of Victoria.



## Lilly Pilly

*Acmena smithii minor*



Photo: Macbird Floraprint

A dense-foliaged, medium tree that grows 8–10 m high by 6 m wide. The leaves are glossy green. Flowers are creamy-white in spring–summer followed by fleshy fruits, white to purple in colour. This is an extremely hardy plant that will grow in full-sun to partial shade. It is most often used for hedging and topiary where it can be trimmed to shape. New growth is glossy bronze-red in colour, maturing to mid-green. Generally considered to be resistant to Lilly Pilly Psyllid.



## White Cloud Tree

*Melaleuca bracteata*



An Australian native tree to 9 m with fine scented foliage and profuse white flowers appearing in spring–summer. This species tolerates waterlogged soils and moderate frosts.

Photo: Lorna Rose

---



## Native Frangipani

*Hymenosporum flavum*



A fast growing, evergreen tree to 9 m with glossy, rich green, oval leaves. In spring this Australian native plant bears terminal clusters of very fragrant, tubular, cream flowers that age to a golden yellow. Ideal for small and large gardens, parks and road sides. Flowers best when grown in the open, but will tolerate some shade. Protect young seedlings from frost. This tree will benefit from watering during extended dry periods.

Photo: Macbird Floraprint



## Red Cestrum

*Cestrum elegans*



Photo: Philipp Weigell

Red cestrum has dark green leaves and forms a medium sized shrub to 3 m. Flowers in winter–spring, forming clusters of red trumpet-like flowers. In summer–autumn it produces dark purple berries. It can tolerate moist and shady conditions. It is not commonly sold today but still can be found in Victorian gardens.

### HOW IT SPREADS

- Seeds are easily spread in bird and animal droppings and also in soil and water. As new branches touch the ground they generally form roots and grow new plants. Invades gardens, bushland and stream sides.

This plant and the green form are also known to be poisonous.



## Grevillea

*Grevillea 'Ned Kelly'*



Photo: Macbird Floraprint

A vigorous, bushy native shrub which can reach about 2 m in height by 3 metres wide. It is fast growing and displays its large orange-red flowers throughout the year. The foliage is bright green and heavily divided. The flowers attract honey eating birds into the garden. One of many great hybrid Grevilleas for use in your garden. Prefers a sunny, well drained position in the garden.





## Grass-leaf Hakea

*Hakea multilineata*



Photo: Macbird Floraprint

Another spectacular native shrub or small tree to 5 m high. Bright pink flowers are borne in the leaf axils in winter and spring. This species prefers an open, well-drained sunny position, however can tolerate some shade. It is also tolerant of moderate frosts and attractive to native birds. Great specimen plant or planted as a group for maximum affect.



## Baby's Breath Spirea

*Spiraea thunbergia*



Photo: Robert Chin

A long-lived, small deciduous shrub to 1.5 m. In late winter or early spring, it forms a beautiful mound of gracefully arching stems covered in small clusters of dainty white flowers. Use in a mixed borders or as a specimen shrub.



## Climbing and Ground Cover Plants

This very useful group of plants are often used to cover unsightly objects and provide green barriers. Unfortunately we now know that the attributes that make them useful can also provide them with a means to grow outside their given area and invade nearby bushland. There are many alternative less invasive plants available. Please consider from the list opposite or ask your local garden centre for other alternatives.



### Banana Passionfruit

*Passiflora mollissima*



Photo: Macbird Floraprint

A rampant climber more popular for its large pink flowers than the oblong, yellow fruit. It can spread to 20 m smothering anything in its way. It produces little edible pulp, considered less tasty than the pulp of the black passionfruit.

#### HOW IT SPREADS

- Birds and bats eat the fruit and spread seeds to rainforests and fertile areas where they readily germinate. Stem fragments can easily strike upon contact with soil and cause further infestation. The vines will smother native vegetation.



## Black Passionfruit

*Passiflora edulis* (seedling forms)



Photo: Habitat Plants

Seedling grown black passionfruit produce perfectly acceptable fruits and does not have the suckering problems of the grafted forms. Fruits may be consumed by birds resulting in the possible spread into nearby areas. To prevent this, don't grow it unless you intend to eat the fruit.



## Native Clematis

*Clematis aristata*, *Clematis microphylla*



Photo: Lorna Rose

These are the best known of the Australian native Clematis.

Profuse spring/summer creamy-white flowers followed by small decorative fruits. Best in dappled shade for summer protection. Displays well on fences, lattice or rough walls.



## Wonga Wonga Vine

*Pandorea pandorana*



Photo: Macbird Floraprint

This is a vigorous, hardy Australian native twining plant. The flowers are tubular and creamy-white with purple or brown markings in the throat. A number of selected colour forms of this species have been brought into cultivation, the most common is 'Snowbells' with pure white flowers and 'Golden Showers' with yellow-bronze flowers. Flowering occurs mainly in spring but may persist into summer.



## Japanese Honeysuckle

*Lonicera japonica*



Photo: Macbird Floraprint

This semi-deciduous scrambling or climbing shrub will grow to 8 m high. It has profuse tube-like, fragrant and nectar filled flowers through summer aging from white to yellow. Small shiny black berries follow the flowers in autumn.

### HOW IT SPREADS

- The seeds are dispersed by water and birds. The stems root down where they touch the ground forming new shoots. It is also dumped on bushland and roadside edges. It was once frequently cultivated in gardens, however, the common honeysuckle is now a serious weed of moist conservation areas.



## Clematis

*Clematis viticella* 'Polish Spirit'



Photo: Alameda Homestead Nursery

A popular Clematis variety with dark purple, slightly nodding flowers approximately 9-11 cm in diameter. Flowers are produced in amazing numbers from mid-summer through autumn. This Clematis will grow in full-sun to partial shade to a height of 4.0 m. Ask your garden centre for other recommended Clematis varieties.



## **Banksia Rose**

*Rosa banksiae 'Lutea'*



This climbing rose produces long slender twining canes with masses of tiny, double, yellow flowers in spring. It is one of the most popular climbing roses because of the beautiful spring blooms and absence of thorns. Flowers best in full-sun. This species is drought hardy and frost tolerant.

Photo: Macbird Floraprint



## **Chinese Star Jasmine**

*Trachelospermum jasminoides*



This evergreen twining climber from China has dark, glossy foliage and masses of small, highly fragrant starry-white flowers in summer. Initially it can be slow-growing, however becomes vigorous with age. Variegated leaf forms 'Tricolor' and 'Variegatum' are also available.

Photo: Macbird Floraprint



## English Ivy

*Hedera helix*



Photo: Lorna Rose

A widely planted ornamental, this species was unsuspectingly used to cover brick walls, sheds or was used as a ground cover beneath trees. It is extremely hardy and can survive in full-sun to shade. Easily distinguished by its dark green lobed leaves. Without pruning control, it smothers everything, debilitates trees and sets large quantities of seed.

### HOW IT SPREADS

- Tenacious and invasive aerial roots cling to trees smothering the bark. Trailing stems will easily take root and spread along the ground. When the plant is allowed to mature to the shrubby adult form, the small umbels of white flowers are followed by a prolific amount of blue-black berries which are quickly spread by birds. Aerial roots may destroy mortar joints on walls.
- Clippings easily take root when dumped on unused ground or in bushland areas.



## Native Sarsaparilla

*Hardenbergia violacea* 'Happy Wanderer'



Photo: Macbird Floraprint

This is a vigorous, popular and generally hardy Australian native plant that grows to about 1 m x 1 m. The pea shape flowers appear in late winter and early spring and are violet in colour. It can be used as a ground cover and will climb on a support. It prefers an open sunny position. Pink and white flowering cultivars are also available.



## Japanese Star Jasmine

*Trachelospermum asiaticum*



Photo: Macbird Floraprint

This twining, evergreen climber with dark green, glossy leaves can be grown as a ground cover plant. It is covered with masses of lightly fragrant, small white flowers from summer through to mid-autumn. It will grow in semi-shade or full-sun in a wide range of soils.



## Native Clematis

*Clematis aristata*, *Clematis microphylla*



Photo: Lorna Rose

These are the best known of the Australian native Clematis.

Profuse spring/summer creamy-white flowers followed by small decorative fruits. Best in dappled shade for summer protection. Displays well on fences, lattice or rough walls.



## Bluebell Creeper

*Billardiera heterophylla*



Photo: Macbird Floraprint

Formerly known as  
*Sollya heterophylla*

A vigorous, evergreen, West Australian native plant growing to a height of 4 m. It may be a dense shrub or a climbing plant. Dainty drooping clusters of blue or white flowers are mainly carried in spring and summer, producing fleshy, green cylindrical berries that darken with age.

### HOW IT SPREADS

- This species produces copious amounts of seeds which are eaten by birds and foxes and spread in their droppings. It can smother native ground covers and shrubs and can invade adjoining bushland.



## Edna Walling Blue Bells™

*Billardiera heterophylla x parviflora*



Photo: Austraflo

This sterile form of the popular Bluebell creeper is a small dense shrub that will twine along posts or walls. It has small blue flowers in summer and thrives in full-sun or light shade in freely draining soils. Ideal for containers, this form cannot set fertile seed so is a safe alternative.





## Native Sarsaparilla

*Hardenbergia violacea* 'Happy Wanderer'



Photo: Macbird Floraprint

This is a vigorous, popular and generally hardy Australian native plant that grows to about 1 m x 1 m. The pea shape flowers appear in late winter and early spring and are violet in colour. It can be used as a ground cover and will climb on a support. It prefers an open sunny position. Pink and white flowering cultivars are also available.



## Moroccan Glory Vine

*Convolvulus sabatius*



Photo: Macbird Floraprint

An attractive evergreen perennial with a spreading prostrate habit. Leaves are green, soft in texture with funnel form flowers in blue to violet appearing in late spring to autumn. Suitable as a ground cover, spill-over plant in rockeries and is ideal in large containers or hanging baskets. Reaching a height of about 20 cm, it will spread to 2 metres wide. Prefers a moist well-drained site and is frost tolerant.



## Periwinkle

*Vinca major*



Photo: Macbird Floraprint

This spreading perennial groundcover to 50 cm was widely cultivated because of its dense green foliage and small blue flowers. It has spread and successfully established in moist and damp areas such as wet gullies and creek banks. Although it does not produce seed in Australia, it spreads by runners and by fragments carried in water or in relocated soil. It forms dense mats suppressing all other plants. A variegated form may also be invasive.

### HOW IT SPREADS

- Although it does not produce seed in Australia, it spreads by runners and by fragments carried in water or in relocated soil.
- The spread of this plant has been aided by gardeners who have spread cuttings into the bush.



## Fan Flower

*Scaevola species and cultivars*



Photos: Ramm Botanicals

An Australian native ground cover with prolific flowering of mauve, purple or white fan shaped flowers from mid-winter onwards. Most species require good drainage and thrive in full-sun.



## Ajuga

*Ajuga reptans 'Caitlins Giant'*



A vigorous ground cover with large coppery-purple leaves and masses of large colourful deep blue flower spikes in Spring. It will grow to a height of 30 cm with a spread of 60 cm in a sunny or partly shaded position. This fast growing variety is perfect for covering large areas.



## Native Violets

*Viola hederacea*



A small, evergreen, Australian native creeping perennial ground cover. Produces dark centered pale lavender or white flowers during spring–summer. Grows best in part-shade in moist conditions.


Photo: Macbird Floraprint



## Asparagus Ferns

*Asparagus scandens*

*Asparagus densiflorus 'Sprengerii'*



Multi-branched prostrate and/or climbing herb from the lily family that form a dense underground mat of rhizomatous roots. The fern like branches grow to 0.6 m high and up to 2 m wide with a covering of small sharp spines. These natives from South Africa have small white-pink clusters of flowers in late summer which ripen to bright red, orange or black fruits.

### HOW THEY SPREAD

- By dumping of garden waste. The seeds are readily dispersed by birds and small mammals.

Asparagus species are highly invasive environmental weeds. Of the 39 Asparagus species recorded in Australia, 18 are deemed to be weedy. These 'ferns' overtake natural species by developing dense thickets that deprive other plants of light and nutrients as well as destroying habitat. The most effective means of removal is to dig out the growth crown which lies just below the soil surface.



## Grevilleas

*Grevillea species and cultivars*



Among the highly recommended varieties are 'Royal Mantle', 'Bronze Rambler', 'Bedspread' and 'Gin Gin Gem'

All are fast growing ground cover plants ideal for mass planting and covering of large areas. The red toothbrush flowers occur in spring and autumn. These species grow to about 0.3 m high x 2 m across and are frost tolerant. Grown as 'living mulch', they will trail over banks or walls and attract nectar-feeding birds. Mass planting is highly recommended.

Photo: Macbird Floraprint



## Creeping Boobiella

*Myoporum parvifolia*



Photo: Macbird Floraprint

A native of South Australia, this evergreen hardy plant forms a dense, weed suppressing ground cover that will easily cover one square metre. This species thrives if grown in freely-drained soil and full-sun. The flowers are white or pink and occur from winter to summer. Sweet fleshy fruits provide food for native birds.



## Gardenia

*Gardenia augusta 'Radicans'*



Photo: Macbird Floraprint

This highly sought after evergreen prostrate gardenia makes an ideal ground cover. It has dark green glossy narrow leaves and exquisite, highly fragrant small semi-double white flowers from late spring to early summer. Spot flowers often continue throughout the autumn months. This species prefers full-sun or part shade, and thrives in rich organic well-drained soils. Apply adequate moisture during the warmer months.



## Aquatic Plants

In recent years aquatic plants have become a major invader. The cost of removal and control runs into many millions of dollars. These aquatic plants include *Salvinia molesta*, *Eichornia crassipes* and *Cabomba caroliniana*. There are many alternative plants which are more suitable for aquaria and garden ponds



### Parrot Feather

*Myriophyllum aquaticum*




Photo: Terry Inkson

A feathery leaved, perennial, aquatic plant with stems that grow up to 2 m in length. The tips of the stems frequently protrude from the water up to 30 cm. Seeds are infertile in Australia due to only female plants being recorded here. However, Parrot Feather reproduces by fragments breaking from the parent plant and moved by water currents. This species may also occur in home aquaria and ponds as the plant was once sold as an attractive fish tank plant. This aquatic plant is capable of totally choking water ways, dangerously excluding all other flora and fauna.

Please note: Do not dump aquatic plants into waterways as they may become invasive.



### Water Milfoil

*Myriophyllum papillosum*



Photo: Glenfield Nursery

A vigorous native perennial aquatic species with foxtail like stems held above the water. Plants occur in shallow waters and provide shelter and spawning areas for fish. Thrives in full-sun to light shade at a depth of 60 cm.



## Woolly Frogsmouth

*Philydrum lanuginosum*



An emergent tufted succulent herb to 1.5 m with showy, yellow flowers. This species is fairly common in swamps and pond edges and prefers full-sun or shade.

Photo: M Fagg, ANBG



## Water Ribbons

*Triglochin procerum*



This robust perennial aquatic has strap like leaves up to 50 cm long, is rather fleshy and often floating. Flowers spikes are small and greenish. They are usually found in still or slow moving water and depressions.

Photo: Macbird Floraprint

All species are recommended for attracting frogs into the garden.













## 9) Further information and additional resources

There are many areas of information regarding invasive plants, it can become overwhelming! Here are some useful sources of information to help you learn more about invasive plants.

- 1. Your local nursery or garden centre** - Most employ trained nursery professionals or qualified horticulturists who are knowledgeable in regard to all aspects of plant selection.
- 2. Your local council or shire** - Have information about plants considered invasive in your local area and some good indigenous alternatives.
- 3. State Government** - The Department of Primary Industries has useful information about invasive plants. Visit [www.dpi.vic.gov.au](http://www.dpi.vic.gov.au) for more information. 
- 4. Australian Government** - Weeds in Australia Website. An excellent website with a good range of information, references, lists, databases and pictures and other resources. Visit [www.weeds.gov.au](http://www.weeds.gov.au) for more information.
- 5. Weeds Australia via the Australian Weeds Committee** - A national website resource created by the Australian Weeds Committee to promote access to key weed policies, regulations, current issues, national initiatives, research, extension, training and personnel. Visit [www.weeds.org.au](http://www.weeds.org.au) for more information.
- 6. Nursery & Garden Industry Victoria** - NGIV has information on the website about gardens, gardening, invasive plants and your local nurseries. Visit [www.ngiv.com.au](http://www.ngiv.com.au) for more information.  
PO Box 431 East Caulfield Vic. 3145 Australia  
Ph. +61 3 9576 0599 Fax. + 61 3 9576 0431  
email: [info@ngiv.com.au](mailto:info@ngiv.com.au)
- 7. Nursery & Garden Industry Australia** - The Nursery & Garden Industry Australia is the national peak body for the nursery and garden industries in Australia. Their website provides useful information on invasive plants. Visit [www.ngia.com.au](http://www.ngia.com.au) and [www.lifeisagarden.com.au](http://www.lifeisagarden.com.au) for more information.



Environmental choice  
logo goes here

